

2407C Leaf Spring Installation



Thank you for your purchase of this Hotchkis product. Your leaf springs were designed with the performance and durability you've come to expect from Hotchkis Performance.

Installation for 2407C Leaf Springs


1. Support vehicle by the frame using lift jacks or jack stands. NEVER rely on a hydraulic jack to hold up the vehicle while you are working under it.
2. It is not necessary to remove the wheels to perform this installation.
3. Remove the lower shock bolts.
4. Loosen, but don't remove, the bolts in the rear that hold the leaf spring eyes.
5. Remove the nuts that hold the spring to the axle.
6. Lift the axle off of the spring and support it.
7. Take out the bolts holding the leaf spring to rear shackles and also the front three bolts to the chassis and remove the spring from the vehicle.
8. Knock out the existing T-bolts from the leaf spring axle mount.



9. Install the leaf spring pads.



Note: You may need to cut the sides and tabs off the pads approximately 1/4 inch to allow the pads to set into the axle mount properly.




Special Note: For Mono Leaf Springs, please do not use the lower spring pad isolators that goes between the leaf and lower shock anchor plate. This will allow the leaf center bolt to position itself to the shock plate.


10. Put the original front hangers on your new springs. Do not fully tighten this eyelet bolt. Tighten until it's still free to move the bracket by hand.
11. Remove the bushings from the frame, clean thorough inside frame, grease frame and bushing and install new frame bushings (p/n 61137).
12. Lube and install the rear eyelet bushings (p/n 61091) onto the leaf. Next, Install the shackles onto the leaf. See step 16 for proper bolt orientation.



13. Install the leaf spring into the car. Mount the front hanger into the car and fully tighten the (3) bolts per bracket.



14. Insert the leaf spring bolt from the inside towards the outside of the vehicle. The frame bolt can be inserted from the outside towards the inside of the vehicle. Fully tighten this hardware. See picture below.



15. Line up the center bolt of the leaf spring with the axle mount index hole. Reinstall the lower shock mount that sandwiches the leaf. Fully tighten the u-bolts evenly until fully tightened.




16. Set the weight of the vehicle back on the wheels. Fully tighten the front eyelet bolt.



Special Note:

We have seen some reports of insufficient drop from our lowering leaf springs. We have concluded that this may be due to the type of front bracket you may have. The normal front leaf spring saddle bracket positions the front eye of the leaf up and above the visual line of the rocker seam.



The other bracket we have encountered drops the front eye below the visual line of the rocker seam. This will cause an unwanted increase in ride height and our springs were not developed for use with this type of bracket. Please purchase the standard leaf spring mount from your local parts supplier to correct this issue.



TERMS & CONDITIONS

All information contained herein is subject to change without notice. BUYER'S ACCEPTANCE OF DELIVERY OF THE PRODUCT CONSTITUTES BUYER'S ACCEPTANCE OF THE TERMS HEREIN. ANY ADDITIONAL OR DIFFERENT TERMS PROPOSED BY THE BUYER ARE HEREBY REJECTED IN THEIR ENTIRETY UNLESS EXPRESSLY ASSENTED TO IN WRITING BY SELLER'S AUTHORIZED AGENT.

TERMS

Prepaid, Visa, MasterCard. Net 30 days from invoice date terms are available after credit approval. Accounts with invoices past due will be placed on "Credit Hold". A finance charge of 1.5% per month will also be applied to all past due invoices, not to exceed the maximum charge permitted by law. Accounts considered paid in full upon Hotchkis Performance Inc.'s receipt of the full invoice amount plus collection fees and expenses incurred, if any. NSF checks, stop payment checks, chargeback's on credit cards, etc. are charged a minimum of \$35 fee. No deduction or credit may be taken for any reason unless a credit memo has been issued by Hotchkis Performance Inc. Any unauthorized deduction will automatically put the account on credit hold. Other product special orders require a 50% down payment and are also non-cancelable and non-returnable.

DROP SHIPMENTS & REFUSED PACKAGES

Drop shipments are charged a \$30 service charge. A 20% restocking fee and all shipping costs are charged to the ordering party if a package is refused. No international drop shipments.

RETURNS

Hotchkis Performance Inc. will issue a R.M.A. number for every return. Returns will not be accepted without the R.M.A number. All authorized returns must have the R.M.A number on all cartons and shipping documents. Returned product must be shipped prepaid – collect shipments will be refused. Modified or used products are not eligible for return. Returns can be made within 90 days after invoice date. May be subject to a 20% restocking fee. **No returns are accepted after 90 days.** Freight charges are not refundable unless the merchandise is defective as determined by Hotchkis Performance Inc. Special orders are not returnable.

DAMAGED SHIPMENTS / SHORTAGES

All Hotchkis Performance Inc.'s shipments are F.O.B. our factory. Title passes from Hotchkis Performance Inc. to the purchaser at the time of shipment. Carton shortages and damages must be claimed against the carrier at the time of delivery. To expedite processing of claims against the carriers, the customer must note damages on the bill of lading at the time of the delivery, and promptly request and inspection by the carrier or its claims agent. If a shortage is found within the shipment it must be reported to Hotchkis Performance Inc. in writing within five (5) business days of receipt of shipment. Claims should refer to the order number, invoice number, date of invoice, date of shipment, part number, description and carton count.

PRODUCT SUBSTITUTION / OTHER

Hotchkis Performance Inc. reserves the right to substitute equal or stronger materials of products at its discretion. Hotchkis Performance Inc. reserves the right to change specifications and other information included in this catalog without notice. All information, data and dimension tables in this catalog have been carefully compiled and thoroughly checked. However, no responsibility for errors or omissions can be assumed. Some parts are not legal for sale or use in California on any pollution controlled motor vehicles.

WARRANTY / DISCLAIMER

Hotchkis Performance Inc. warrants that the products will be free from defect in material and workmanship for three years from date of sale to the original purchaser. Hotchkis Performance Inc. makes no other warranty of any kind, express or implied. Hotchkis Performance Inc. shall have no obligation under the forgoing warranty where the defect is the result of improper or abnormal use, your negligence, vehicle accident, improper or incorrect installation or maintenance, nor when the product has been repaired or altered in any way. Hotchkis Performance Inc.'s liability in the case of defective products subject to the forgoing warranty shall be limited to the repair or replacement, at Hotchkis Performance Inc.'s option, of the defective products. Hotchkis Performance Inc. will be the sole judge of warranty claims.

Consequential or incidental damages are not recoverable under this warranty. Some states do not allow the exclusion or limitation of incidental or consequential damages, so the above limitation or exclusion may not apply to you. This warranty gives you specific legal rights, and you may also have other rights which vary from state to state.

In order to be eligible for service under this warranty, you must return the defective part to Hotchkis Performance Inc. together with R.M.A number issued from Hotchkis Performance Inc. and a copy of your receipt showing purchase within past 3 years. Tag each item with the part number and the specific explanation of defect. We will inspect the part and determine: a) if it is eligible for repair or replacement; and, b) if so, whether to repair or replace it. All returns must be shipped **prepaid** to:

Hotchkis Performance Inc.
RMA # _____
118 Infield Court
 Mooresville, NC 28117

Hotchkis Performance Inc. will return all products covered under warranty to you by ground freight at Hotchkis Performance Inc.'s expense. Any expedited freight is the responsibility of the customer.

THE BUYER UNDERSTANDS AND EXPRESSLY RECOGNIZES that ALL parts and services sold by Hotchkis Performance Inc. are exposed to many and varied conditions due to the manner in which they are installed and used. BUYER ACKNOWLEDGES that HOTCHKIS PERFORMANCE INC. does not have full knowledge of the intended use of goods, and BUYER WILL DEFEND AND INDEMNIFY HOTCHKIS PERFORMANCE INC. upon demand against all claims, actions, liability, loss and expense (including investigating expense and attorney fees incurred in litigation or because of threatened litigation) for any loss, damage or injury, either to a person or to property, resulting from the direct or indirect use of any Hotchkis Performance Inc. products or inability by the buyer to determine proper use or application of Hotchkis Performance Inc. products. With the exception of the limited liability warranty set forth above, Hotchkis Performance Inc. SHALL NOT BE LIABLE FOR ANY CLAIMS, DEMANDS, INJURIES, DAMAGES, ACTIONS, OR CAUSES OF ACTION WHATSOEVER TO BUYER ARISING OUT OF OR CONNECTED WITH THE USE OF ANY HOTCHKIS PERFORMANCE INC. PRODUCTS

MOTORSPORTS AND SIMILAR ACTIVITIES ARE DANGEROUS; AS SUCH, NO WARRANTY OR REPRESENTATION IS MADE AS TO THE PRODUCT'S ABILITY TO PROTECT THE USER FROM INJURY OR DEATH. THE USER ASSUMES THAT RISK