

## Sport Sway Bar Kit 22842 2016-2017 BMW M2 2015-2017 BMW M3 2015-2017 BMW M4

*Thank you for your purchase from our new line of BMW parts.  
Please call us at 877 - 4NO - ROLL if you have any questions  
regarding the service or installation of your Hotchkis Performance products.*


IMPORTANT: PLEASE READ THE ENTIRE INSTRUCTION MANUAL BEFORE  
STARTING THIS INSTALLATION.

### Front Installation


- 1F We highly recommend using a drive-on lift for safety. Use a four post lift or alignment rack and raise the vehicle to access the undercarriage. You do not need to droop the suspension for this install. Chock the rear wheels to keep the car from rolling.



2F Remove the aluminum under panel from the front subframe.



3F Remove the plastic covers strips from the subframe. One on each side.







4F Disconnect the end links (2) from the OE sway bar.



5F Unbolt the bushing brackets (2) from the front subframe. The bar should be loose from the car.






6F Place the OE bar next to the Hotchkis sway bar to match orientation.






- 7F Grease the inner surface of the larger polyurethane bushings using the supplied silicon lube. Spread them open and install onto the bar.



- 8F Position the Hotchkis front bar onto the vehicle. Install the included bushing brackets and washers with the OE lock nuts.





- 9F Reconnect the end links to the front sway bar. You will have (4) holes to choose from. The holes closest to the ends are the softest settings.



- 10F Once the bar is securely bolted on, repeat steps 1F to 3F in reverse order.

You are finished with the front sway bar installation.

## Rear Installation

- 1R Raise the vehicle to gain access to the undercarriage by using a 4 post lift. Securely block the front wheels of the vehicle.

Use the bridge jack and lift the rear section of the car at the OE jack points. (Note: Most 4-post or alignment racks have (2) bridge jacks. Roll the rearward bridge jack all the way to the back and use the forward bridge jack to lift the vehicle. The rearward bridge jack will be used to support the rear-end and subframe later in the install.)


Remove the rear wheels

- 2R Remove the under chassis brace to allow the exhaust to drop down.






You will need to remove the plastic under panels to expose all of the bracing.






- 3R Disconnect the (2) exhaust wire harness connectors, one on each side.




- 4R Disconnect the (2) exhaust hangers to drop the exhaust. Allow the exhaust to droop down slightly.



5R Unclip/Disconnect all of the electrical connectors that is attached to the subframe.


Ride Height Sensor







ABS lines (both sides)







(Line on Upper Link)



Ground Strap



Diff Sensor







Damper Connectors






6R    Unbolt the end links from the sway bar.







7R Detach the upper control link from the upright.



8R Remove the lower shock mount bolt.



9R    Unbolt the rear portion of the heat shield between the exhaust and the driveshaft.






10R Using the rearward bridge jack or screw jack and tall blocks of wood, support the rear-end.




- 11R Unbolt the subframe from the vehicle. There are (2) support brackets holding up the front and (2) subframe bolts securing the back.







- 12R Slowly lower the bridge jack holding the rear-end/subframe. Make sure all of the wires or lines are disconnected and not in tension while lowering.



- 13R With the subframe lowered you are now able to undo the (2) bolts per bushing bracket on each side. Retain these bolts for reinstallation.





- 14R Fish the rear sway bar out from the vehicle. Take note of the orientation of the bar as you remove it.



- 15R Place the OE bar next to the Hotchkis Bar to orientate the new bar.



Grease the inner bushing surface with the provided lube.



16R Reinstall the Hotchkis sway bar in the same manner as removal.





- 17R Install the Hotchkis polyurethane bushings onto the sway bar. Install the bushing bracket with the 90° grease fittings pointing outward.



Use the provided remaining washers and OE bolts and fasten the bushing brackets down. Fully tighten these bolts at this time.

- 18R Reconnect the end links to the rear sway bar. You will have (3) holes to choose from. The holes closest to the ends are the softest settings.



- 19R Repeat steps 1-12R in reverse order.

You are now finished with the rear sway bar installation.

Front Rate: 100, 125, 140, 160 lbs/in  
Rear Rate: 165, 185, 200 lbs/in



All information contained herein is subject to change without notice. BUYER'S ACCEPTANCE OF DELIVERY OF THE PRODUCT CONSTITUTES BUYER'S ACCEPTANCE OF THE TERMS HEREIN. ANY ADDITIONAL OR DIFFERENT TERMS PROPOSED BY THE BUYER ARE HEREBY REJECTED IN THEIR ENTIRETY UNLESS EXPRESSLY AGREED TO IN WRITING BY SELLER'S AUTHORIZED AGENT.

#### TERMS

Prepaid, Visa, MasterCard. Net 30 days from invoice date terms are available after credit approval. Accounts with invoices past due will be placed on "Credit Hold". A finance charge of 1.5% per month will also be applied to all past due invoices, not to exceed the maximum charge permitted by law. Accounts are considered paid in full upon Hotchkis Performance Inc.'s receipt of the full invoice amount plus collection fees and expenses incurred, if any. NSF checks stop payment checks, chargebacks on credit cards, etc. are charged a minimum of \$35 fee. No deduction or credit may be taken for any reason unless a credit memo has been issued by Hotchkis Performance Inc. Any unauthorized deduction will automatically put the account on credit hold. Other product special orders require a 50% down payment and are also non-cancelable and non-returnable.

#### DROP SHIPMENTS & REFUSED PACKAGES

Drop shipments are charged a \$30 service charge. A 20% restocking fee and all shipping costs are charged to the ordering party if a package is refused. No international drop shipments.

#### RETURNS

All returns are subject to prior authorization from Hotchkis Performance Inc. Once authorized, a Return Merchandise Authorization ( R.M.A ) will be issued. All authorized returns must have the R.M.A number on all cartons and shipping documents. Returned product must be shipped prepaid – collect shipments will be refused. Modified or used products are not eligible for return. Returns **MUST** be made within 90 days of invoice date and are subject to a **20% restocking fee. No returns are accepted after 90 days.** Freight charges are not refundable unless the merchandise is defective as determined by Hotchkis Performance Inc. Special orders are not returnable.

#### DAMAGED SHIPMENTS / SHORTAGES

All Hotchkis Performance Inc.'s shipments are F.O.B. our factory. Title passes from Hotchkis Performance Inc. to the purchaser at the time of shipment initiated. Claims for Carton shortages and damages must be made against the carrier at the time of delivery. To expedite processing of claims against the carrier, the customer must note damages on the bill of lading at the time of the delivery, and promptly request an inspection by the carrier or its claims agent. If a shortage is found within the shipment, it must be reported to Hotchkis Performance Inc. in writing within five (5) business days of receipt of shipment. Claims need to include the following information order number, invoice number, date of invoice, date of shipment, part number, description and carton count.

#### PRODUCT SUBSTITUTION / OTHER

Hotchkis Performance Inc. reserves the right to substitute equal or better materials or products at its discretion. Hotchkis Performance Inc. reserves the right to change specifications and other information included in this catalog without notice. All information, data and dimension tables in this catalog have been carefully compiled and thoroughly checked. However, no responsibility for errors or omissions can be assumed. Some parts may not be legal for sale or use in certain states, including California, on certain pollution-controlled motor vehicles. It is the purchaser's responsibility to determine if any parts they purchase are suitable for their particular locale and use.

#### WARRANTY / DISCLAIMER

Hotchkis Performance Inc. warrants that the products will be free from defect in material and workmanship for three years from date of sale to the original purchaser. Hotchkis Performance Inc. makes no other warranty of any kind, express or implied. Hotchkis Performance Inc. shall have no obligation under the foregoing warranty where the defect is the result of improper or abnormal use, user's negligence, vehicle accident, improper or incorrect installation or maintenance, nor when the product has been repaired or altered in any way. Hotchkis Performance Inc.'s liability in the case of defective products subject to the foregoing warranty shall be limited solely to the repair or replacement, at Hotchkis Performance Inc.'s option, of the defective products. Hotchkis Performance Inc. will be the sole judge of the validity of warranty claims.

Consequential or incidental damages are not recoverable under this warranty. Some states do not allow the exclusion or limitation of incidental or consequential damages, so the above limitation or exclusion may not apply to you. This warranty gives you specific legal rights, and you may also have other rights which vary from state to state.

**In order to be eligible for service under this warranty, the defective part(s) must be returned to Hotchkis Performance Inc. by the original purchaser together with the R.M.A number issued from Hotchkis Performance Inc. and a copy of the receipt showing purchase within past 3 years.** Tag each item with the part number and the specific explanation of defect. We will inspect the part and determine: a) if it is eligible for repair or replacement; and, b) if so, whether to repair or replace it. All returns must be shipped **prepaid** to:

Hotchkis Performance Inc.  
RMA # \_\_\_\_\_  
118 Infield Court  
Mooresville, NC 28117

Hotchkis Performance Inc. will return all products covered under warranty to you by ground freight at Hotchkis Performance Inc.'s expense. Any expedited freight is the responsibility of the customer.

THE BUYER UNDERSTANDS AND EXPRESSLY RECOGNIZES that ALL parts and services sold by Hotchkis Performance Inc. are exposed to many and varied conditions due to the manner in which they are installed and used. BUYER ACKNOWLEDGES that HOTCHKIS PERFORMANCE INC. does not have full knowledge of the intended use of goods, and BUYER WILL DEFEND AND INDEMNIFY HOTCHKIS PERFORMANCE INC. upon demand against all claims, actions, liability, loss and expense (including investigating expense and attorney fees incurred in litigation or because of threatened litigation) for any loss, damage or injury, either to a person or to property, resulting from the direct or indirect use of any Hotchkis Performance Inc. products or inability by the buyer to determine proper use or application of Hotchkis Performance Inc. products. With the exception of the limited liability warranty set forth above. Hotchkis Performance Inc. SHALL NOT BE LIABLE FOR ANY CLAIMS, DEMANDS, INJURIES, DAMAGES, ACTIONS, OR CAUSES OF ACTION WHATSOEVER TO BUYER ARISING OUT OF OR CONNECTED WITH THE USE OF ANY HOTCHKIS PERFORMANCE INC. PRODUCTS

MOTORSPORTS AND SIMILAR ACTIVITIES ARE DANGEROUS; AS SUCH, NO WARRANTY OR REPRESENTATION IS MADE AS TO THE PRODUCT'S ABILITY TO PROTECT THE USER FROM INJURY OR DEATH. THE USER ASSUMES THAT RISK