

# HOTCHKIS SPORT SUSPENSION

**Audi S4 ('04+)**

**#22829**

**Audi A4 ('02+)**

**#22823**

**Audi RS4 ('06+)**

**#22832**



## Front & Rear Sway Bar Kit Installation Instructions

### Tools Required:

- 1) 4-Post lift or floor ramps
  - 2) 13mm socket
  - 3) 16mm socket
  - 4) 16mm wrench
  - 5) 18mm wrench
  - 6) Medium extension
- (Not required, but handy)

### Included In Kit:


- 1) front and rear sway bars
- 2) 4 bushings & 4 brackets
- 3) 2 front bushing mounting plates
- 4) grease packs

### START WITH THE REAR BAR.

1/ Drive the vehicle onto a 4-post lift or floor ramps. **THE CAR NEEDS TO BE AT NORMAL RIDE HEIGHT FOR PROPER INSTALLATION.** You cannot have the suspension hanging while installing this bar!

2/ Once vehicle is raised, take a moment and observe the stock rear bar and the way in which it is mounted.

3/ Release both sides of the exhaust from the two rubber hangers at the rear and let hang. (Ok to use small amount of WD40 to loosen) or release the mounting bolts with a 13mm socket.



4/ Remove the two lower end link bolts (16mm wrench) which attach the sway bar ends to the end links. You may need to hold the wrench-flat with a 17mm wrench.



5/ Remove the four bushing bracket bolts (13mm wrench) attaching the anti-roll bar brackets to the sub-frame and save them.




6/ As you begin to remove the bar, gently free each end from the end link sleeves. Now that the bar is free, slightly lower the exhaust by applying pressure to the tips just enough to remove the bar towards the front or the rear of the car.



7/ Repeat same pressure to the exhaust and position Hotchkis bar (without the bushings and brackets) in the stock location with the Hotchkis sticker facing rearward, right side up.



8/ Apply supplied grease to inner-channeled portion of both rear bushings. (Approx. half of one tube for rear bushings) Then install the bushings to the bar at approx. the stock location. Position the bar in the stock location then install the brackets over the bushings with the grease fittings pointing down.



9/ Re-install the four stock bracket bolts, **include the four supplied washers**, to the new brackets and leave loose while you insert the small end link sleeve to each end of the bar. Re-install the end link bolts and leave loose. Tighten the four bracket bolts, then tighten the end links bolts. Six bolts, all tight.





***\*Adjustability Note: choose the inner hole (2<sup>nd</sup> from bar end) for a more aggressive feel and the outer for solid front-to-rear balance. Loosen the lower end link bolts (2 under cast arm each side) on the bottom side of the lower arm in order to adjust to desired hole.***

10/ Finally, re-attach exhaust hangers to the metal tabs on both sides.

## **YOU'RE DONE WITH THE REAR, NOW THE FRONT!!**

1/ Drive the vehicle onto a 4-post lift or floor ramps. **THE CAR NEEDS TO BE AT NORMAL RIDE HEIGHT FOR PROPER INSTALLATION.** You cannot have the suspension hanging while installing this bar!

2/ Once vehicle is raised, use a standard screwdriver and remove the aero-pan fasteners. Then remove the pan entirely exposing the anti-roll bar.

3/ Take a moment and observe the stock front bar and the way in which it is mounted.

4/ Remove the lower end link bolts (16mm wrench) to the bar and save. Then, remove the four bracket nuts (13mm socket) and save. Remove the stock bar.




5/ Apply second tube of grease to each inner-channeled portion of the two new front bushings and attach to Hotchkis bar against the outside of the washers. Slip the new brackets over the bushings.



6/ Lift the bar up to the vehicle with the two smaller H-Sport stickers at the ends right-side-up. As you lift the bar up to the mounting points, **you must place one mounting plate per side between the bushing and the mounting point.** This relocates the bushing out of the stock bushing pocket. Re-install the bracket nuts and tighten. **Re-install the end link bolts and tighten well using medium strength thread locker.**

**\*\*Note\*\*** If vehicle is raised using jack stands or other, the bar end and the end link may not align properly. Lower vehicle so that front suspension is not at full droop and ends will align. **Be sure to thread end link bolt by hand at first to prevent cross-threading.**



8/ Re-install the aero pan.

Enjoy your new tubular sway bar kit from Hotchkis! If you need assistance with the install or have any other questions, go to the 'instructions' button on our site or call us at the number below.

Thank you for choosing the best anti-roll bar kit available for your S4 and A4!

Hotchkis  
12035 Burke St. Suite 13  
Santa Fe Springs, CA 90670  
[www.hotchkis.net](http://www.hotchkis.net)

All information contained herein is subject to change without notice. BUYER'S ACCEPTANCE OF DELIVERY OF THE PRODUCT CONSTITUTES BUYER'S ACCEPTANCE OF THE TERMS HEREIN. ANY ADDITIONAL OR DIFFERENT TERMS PROPOSED BY THE BUYER ARE HEREBY REJECTED IN THEIR ENTIRETY UNLESS EXPRESSLY AGREED TO IN WRITING BY SELLER'S AUTHORIZED AGENT.

#### TERMS

Prepaid, Visa, MasterCard. Net 30 days from invoice date terms are available after credit approval. Accounts with invoices past due will be placed on "Credit Hold". A finance charge of 1.5% per month will also be applied to all past due invoices, not to exceed the maximum charge permitted by law. Accounts are considered paid in full upon Hotchkis Performance Inc.'s receipt of the full invoice amount plus collection fees and expenses incurred, if any. NSF checks stop payment checks, chargebacks on credit cards, etc. are charged a minimum of \$35 fee. No deduction or credit may be taken for any reason unless a credit memo has been issued by Hotchkis Performance Inc. Any unauthorized deduction will automatically put the account on credit hold. Other product special orders require a 50% down payment and are also non-cancelable and non-returnable.

#### DROP SHIPMENTS & REFUSED PACKAGES

Drop shipments are charged a \$30 service charge. A 20% restocking fee and all shipping costs are charged to the ordering party if a package is refused. No international drop shipments.

#### RETURNS

All returns are subject to prior authorization from Hotchkis Performance Inc. Once authorized, a Return Merchandise Authorization (R.M.A.) will be issued. All authorized returns must have the R.M.A. number on all cartons and shipping documents. Returned product must be shipped prepaid – collect shipments will be refused. Modified or used products are not eligible for return. Returns **MUST** be made within 90 days of invoice date and are subject to a **20% restocking fee. No returns are accepted after 90 days.** Freight charges are not refundable unless the merchandise is defective as determined by Hotchkis Performance Inc. Special orders are not returnable.

#### DAMAGED SHIPMENTS / SHORTAGES

All Hotchkis Performance Inc.'s shipments are F.O.B. our factory. Title passes from Hotchkis Performance Inc. to the purchaser at the time of shipment initiated. Claims for Carton shortages and damages must be made against the carrier at the time of delivery. To expedite processing of claims against the carrier, the customer must note damages on the bill of lading at the time of the delivery, and promptly request an inspection by the carrier or its claims agent. If a shortage is found within the shipment, it must be reported to Hotchkis Performance Inc. in writing within five (5) business days of receipt of shipment. Claims need to include the following information: order number, invoice number, date of invoice, date of shipment, part number, description and carton count.

#### PRODUCT SUBSTITUTION / OTHER

Hotchkis Performance Inc. reserves the right to substitute equal or better materials or products at its discretion. Hotchkis Performance Inc. reserves the right to change specifications and other information included in this catalog without notice. All information, data and dimension tables in this catalog have been carefully compiled and thoroughly checked. However, no responsibility for errors or omissions can be assumed. Some parts may not be legal for sale or use in certain states, including California, on certain pollution-controlled motor vehicles. It is the purchaser's responsibility to determine if any parts they purchase are suitable for their particular locale and use.

#### WARRANTY / DISCLAIMER

Hotchkis Performance Inc. warrants that the products will be free from defect in material and workmanship for three years from date of sale to the original purchaser. Hotchkis Performance Inc. makes no other warranty of any kind, express or implied. Hotchkis Performance Inc. shall have no obligation under the forgoing warranty where the defect is the result of improper or abnormal use, user's negligence, vehicle accident, improper or incorrect installation or maintenance, nor when the product has been repaired or altered in any way. Hotchkis Performance Inc.'s liability in the case of defective products subject to the forgoing warranty shall be limited solely to the repair or replacement, at Hotchkis Performance Inc.'s option, of the defective products. Hotchkis Performance Inc. will be the sole judge of the validity of warranty claims.

Consequential or incidental damages are not recoverable under this warranty. Some states do not allow the exclusion or limitation of incidental or consequential damages, so the above limitation or exclusion may not apply to you. This warranty gives you specific legal rights, and you may also have other rights which vary from state to state.

**In order to be eligible for service under this warranty, the defective part(s) must be returned to Hotchkis Performance Inc. by the original purchaser together with the R.M.A. number issued from Hotchkis Performance Inc. and a copy of the receipt showing purchase within past 3 years.** Tag each item with the part number and the specific explanation of defect. We will inspect the part and determine: a) if it is eligible for repair or replacement; and, b) if so, whether to repair or replace it. All returns must be shipped **prepaid** to:

Hotchkis Performance Inc.  
RMA # \_\_\_\_\_  
118 Infield Court  
 Mooresville, NC 28117

Hotchkis Performance Inc. will return all products covered under warranty to you by ground freight at Hotchkis Performance Inc.'s expense. Any expedited freight is the responsibility of the customer.

THE BUYER UNDERSTANDS AND EXPRESSLY RECOGNIZES that ALL parts and services sold by Hotchkis Performance Inc. are exposed to many and varied conditions due to the manner in which they are installed and used. BUYER ACKNOWLEDGES that HOTCHKIS PERFORMANCE INC. does not have full knowledge of the intended use of goods, and BUYER WILL DEFEND AND INDEMNIFY HOTCHKIS PERFORMANCE INC. upon demand against all claims, actions, liability, loss and expense (including investigating expense and attorney fees incurred in litigation or because of threatened litigation) for any loss, damage or injury, either to a person or to property, resulting from the direct or indirect use of any Hotchkis Performance Inc. products or inability by the buyer to determine proper use or application of Hotchkis Performance Inc. products. With the exception of the limited liability warranty set forth above, Hotchkis Performance Inc. SHALL NOT BE LIABLE FOR ANY CLAIMS, DEMANDS, INJURIES, DAMAGES, ACTIONS, OR CAUSES OF ACTION WHATSOEVER TO BUYER ARISING OUT OF OR CONNECTED WITH THE USE OF ANY HOTCHKIS PERFORMANCE INC. PRODUCTS

MOTORSPORTS AND SIMILAR ACTIVITIES ARE DANGEROUS; AS SUCH, NO WARRANTY OR REPRESENTATION IS MADE AS TO THE PRODUCT'S ABILITY TO PROTECT THE USER FROM INJURY OR DEATH. THE USER ASSUMES THAT RISK