

HATFIVE AUTOMOTIVE SPORT SUSPENSION

***Audi RS6
#22827***



Front and Rear Sway Bar Kit Installation Instructions

Tools Required:

- 1) 4-Post lift or drive-on ramps
- 2) 13mm socket/wrench
- 3) 16mm socket/wrench
- 4) 3/8" drive extension (long)
- 5) Blue Threadlocker
- 6) Slotted Screwdriver

START WITH THE REAR BAR


- 1) Raise the rear (or entire) vehicle using a 4-Post lift or drive-on ramps. **The car cannot be lifted with the suspension hanging for this installation!**



- 2) Once vehicle is raised, **take a moment and observe the stock rear bar and the way in which it is mounted.**




- 3) Undo the rear exhaust hanger brackets and middle hangers then let hang. Use WD-40 to loosen the rubber hangers. Unbolt the hanger brackets using an extension and 13mm socket. It's a good idea to support the exhaust system (e.g. near the tips) once you've achieved the desired space needed to remove the sway bar. This will avoid bending the exhaust system down more than needed.




- 4) You will notice the bushing bracket also holds up some of the shock reservoir lines. Use a crescent wrench to loosen the jam nut securing the line to the bracket.




- 5) Remove the four bushing bracket nuts and bolts (two 13mm socket/wrench) attaching the anti-roll bar brackets to the sub-frame and save. You may discard the stock bushing bracket.



- 6) Remove the two end link bolts and nuts (16mm wrench) which attach the bar ends to the end links and save them. To clear the shocks with the bolts, pull the bar towards the rear of the car.



- 7) As you begin to remove the bar, gently free each end from the end link. Now that the bar is free, you can snake the sway bar through the exhaust pipes.



- 8) Apply supplied grease to inner surface of both rear bushings. Then install the bushings to the bar at approx. the stock locations. Install the brackets over the bushings with the grease fittings pointed down.



- 9) Reverse the procedure and position Hotchkis bar in the stock location with the “H-Sport” sticker facing rearward, right side up.
- 10) Re-install the end link with the provided nuts & bolts and leave loose.



Adjustability Note: To adjust between the two holes, you must unbolt the bushing bracket bolts and pull the bar towards the rear so that the end link bolts clear the shock bodies. The hole at the bar's end is the normal setting, while the second hole from the end is the stiffer setting.

- 11) Slip the shock reservoir lines into the new bracket tabs. Secure the bushing brackets with the stock nut & bolt sandwiching the reservoir line bracket tab. Tighten the four bracket bolts, then tighten the end link bolts. Don't forget to tighten the shock reservoir line jam nut with your crescent wrench!



- 10) Finally, re-attach exhaust hangers to the metal tabs on both sides.

YOU'RE DONE WITH THE REAR, NOW THE FRONT!!

Front Sway Bar Installation


- 1/ Drive the vehicle onto a 4-post lift or floor ramps. **THE CAR NEEDS TO BE AT NORMAL RIDE HEIGHT FOR PROPER INSTALLATION.** You cannot have the suspension hanging while installing this bar!
- 2/ Once vehicle is raised, use a standard screwdriver and remove the aero-pan fasteners. Then remove the pan entirely exposing the anti-roll bar.
- 3/ Take a moment and observe the stock front bar and the way in which it is mounted.
- 4/ Remove the lower end link bolts and nuts (16mm wrench) to the bar and save only the bolts for re-installation. Remove the four bushing bracket nuts and save. (13mm wrench) Remove the stock bar.



- 5/ Apply a quarter tube of grease to each inner-channelled portion of the two new front bushings and attach to Hotchkis bar against the outside of the washers on the bar. Slip the new brackets over the bushings.



6/ Lift the bar up to the vehicle. The two smaller HSport stickers at the bar's ends should be right-side-up. As you lift the bar up to the mounting points, **you must place one mounting plate per side between the bushing and the mounting point.** This relocates the bushing out of the stock bushing pocket.



7/ Re-install the bracket nuts and tighten. **Use a small portion of blue thread-locker on the end-link bolts,** re-install and tighten well. ****Note**** If vehicle is raised using jack stands or other, the bar end and the end link may not align properly. Lower vehicle so that front suspension is not at full droop and ends will align. **Be sure to thread end link bolt by hand at first to prevent cross threading.**



8/ Re-install the aero pan, however, a small portion of both sides of the pan may need to be filed down for the bar ends to clear. Make this modification if you have difficulty attaching the black plastic fasteners within either wheel well. Some A6s have different aero pans than others.

Enjoy your new tubular Sway Bar kit from Hotchkis! If you need assistance with the install or have any other questions, go to the 'instructions' button on our site or call us at the number below.

Thank you for choosing the best anti-roll bar kit available for your RS6!

Hotchkis Performance

562.907.7757

www.hothckis.net

12035 Burke St. Suite 13

Santa Fe Springs, CA 90670



Audi RS6
Sport Sway Bar Set
#22827

	Hotchkis P/N	Item Description	Quantity
1	22810197	Front Sway Bar	1
2	22910310	Rear Sway Bar	1
3	5638.01	1-3/8" HD Sway Bushing (FRONT)	2
4	23090066	HD Small Sway Bracket (FRONT)	2
5	23410198	Spacer Plate	2
6	5339G	15/16" Sway Bar Bushing (REAR)	2
7	15.12.39.39	Sway Bracket (REAR)	2
8	23990310	RS6 Shock Line Bracket	2
9	1748	A6/RS6 Rear ARB Hardware Kit	1
10	7204	90° Zerk Fitting	2
11	9.11108	Grease Pack	2

All information contained herein is subject to change without notice. BUYER'S ACCEPTANCE OF DELIVERY OF THE PRODUCT CONSTITUTES BUYER'S ACCEPTANCE OF THE TERMS HEREIN. ANY ADDITIONAL OR DIFFERENT TERMS PROPOSED BY THE BUYER ARE HEREBY REJECTED IN THEIR ENTIRETY UNLESS EXPRESSLY AGREED TO IN WRITING BY SELLER'S AUTHORIZED AGENT.

TERMS

Prepaid, Visa, MasterCard. Net 30 days from invoice date terms are available after credit approval. Accounts with invoices past due will be placed on "Credit Hold". A finance charge of 1.5% per month will also be applied to all past due invoices, not to exceed the maximum charge permitted by law. Accounts are considered paid in full upon Hotchkis Performance Inc.'s receipt of the full invoice amount plus collection fees and expenses incurred, if any. NSF checks stop payment checks, chargebacks on credit cards, etc. are charged a minimum of \$35 fee. No deduction or credit may be taken for any reason unless a credit memo has been issued by Hotchkis Performance Inc. Any unauthorized deduction will automatically put the account on credit hold. Other product special orders require a 50% down payment and are also non-cancelable and non-returnable.

DROP SHIPMENTS & REFUSED PACKAGES

Drop shipments are charged a \$30 service charge. A 20% restocking fee and all shipping costs are charged to the ordering party if a package is refused. No international drop shipments.

RETURNS

All returns are subject to prior authorization from Hotchkis Performance Inc. Once authorized, a Return Merchandise Authorization (R.M.A) will be issued. All authorized returns must have the R.M.A number on all cartons and shipping documents. Returned product must be shipped prepaid – collect shipments will be refused. Modified or used products are not eligible for return. Returns **MUST** be made within 90 days of invoice date and are subject to a **20% restocking fee. No returns are accepted after 90 days.** Freight charges are not refundable unless the merchandise is defective as determined by Hotchkis Performance Inc. Special orders are not returnable.

DAMAGED SHIPMENTS / SHORTAGES

All Hotchkis Performance Inc.'s shipments are F.O.B. our factory. Title passes from Hotchkis Performance Inc. to the purchaser at the time is shipment initiated. Claims for Carton shortages and damages must be made against the carrier at the time of delivery. To expedite processing of claims against the carrier, the customer must note damages on the bill of lading at the time of the delivery, and promptly request an inspection by the carrier or its claims agent. If a shortage is found within the shipment, it must be reported to Hotchkis Performance Inc. in writing within five (5) business days of receipt of shipment. Claims need to include the following information order number, invoice number, date of invoice, date of shipment, part number, description and carton count.

PRODUCT SUBSTITUTION / OTHER

Hotchkis Performance Inc. reserves the right to substitute equal or better materials or products at its discretion. Hotchkis Performance Inc. reserves the right to change specifications and other information included in this catalog without notice. All information, data and dimension tables in this catalog have been carefully compiled and thoroughly checked. However, no responsibility for errors or omissions can be assumed. Some parts may not be legal for sale or use in certain states, including California, on certain pollution-controlled motor vehicles. It is the purchaser's responsibility to determine if any parts they purchase are suitable for their particular locale and use.

WARRANTY / DISCLAIMER

Hotchkis Performance Inc. warrants that the products will be free from defect in material and workmanship for three years from date of sale to the original purchaser. Hotchkis Performance Inc. makes no other warranty of any kind, express or implied. Hotchkis Performance Inc. shall have no obligation under the forgoing warranty where the defect is the result of improper or abnormal use, user's negligence, vehicle accident, improper or incorrect installation or maintenance, nor when the product has been repaired or altered in any way. Hotchkis Performance Inc.'s liability in the case of defective products subject to the forgoing warranty shall be limited solely to the repair or replacement, at Hotchkis Performance Inc.'s option, of the defective products. Hotchkis Performance Inc. will be the sole judge of the validity of warranty claims.

Consequential or incidental damages are not recoverable under this warranty. Some states do not allow the exclusion or limitation of incidental or consequential damages, so the above limitation or exclusion may not apply to you. This warranty gives you specific legal rights, and you may also have other rights which vary from state to state.

In order to be eligible for service under this warranty, the defective part(s) must be returned to Hotchkis Performance Inc. by the original purchaser together with the R.M.A number issued from Hotchkis Performance Inc. and a copy of the receipt showing purchase within past 3 years. Tag each item with the part number and the specific explanation of defect. We will inspect the part and determine: a) if it is eligible for repair or replacement; and, b) if so, whether to repair or replace it. All returns must be shipped **prepaid** to:

Hotchkis Performance Inc.
RMA # _____
118 Infield Court
Mooresville, NC 28117

Hotchkis Performance Inc. will return all products covered under warranty to you by ground freight at Hotchkis Performance Inc.'s expense. Any expedited freight is the responsibility of the customer.

THE BUYER UNDERSTANDS AND EXPRESSLY RECOGNIZES that ALL parts and services sold by Hotchkis Performance Inc. are exposed to many and varied conditions due to the manner in which they are installed and used. BUYER ACKNOWLEDGES that HOTCHKIS PERFORMANCE INC. does not have full knowledge of the intended use of goods, and BUYER WILL DEFEND AND INDEMNIFY HOTCHKIS PERFORMANCE INC. upon demand against all claims, actions, liability, loss and expense (including investigating expense and attorney fees incurred in litigation or because of threatened litigation) for any loss, damage or injury, either to a person or to property, resulting from the direct or indirect use of any Hotchkis Performance Inc. products or inability by the buyer to determine proper use or application of Hotchkis Performance Inc. products. With the exception of the limited liability warranty set forth above. Hotchkis Performance Inc. SHALL NOT BE LIABLE FOR ANY CLAIMS, DEMANDS, INJURIES, DAMAGES, ACTIONS, OR CAUSES OF ACTION WHATSOEVER TO BUYER ARISING OUT OF OR CONNECTED WITH THE USE OF ANY HOTCHKIS PERFORMANCE INC. PRODUCTS

MOTORSPORTS AND SIMILAR ACTIVITIES ARE DANGEROUS; AS SUCH, NO WARRANTY OR REPRESENTATION IS MADE AS TO THE PRODUCT'S ABILITY TO PROTECT THE USER FROM INJURY OR DEATH. THE USER ASSUMES THAT RISK