

HOTCHKIS

SPORT SUSPENSION

Anti-Roll Bar Set # 2279, 2280, 2280A ***2003+ Cadillac CTS V6 & CTS-V***



Thank you for your purchase from our new line of CTS parts.
Please call us at (877) 4NO-ROLL if you have any questions
regarding the service or installation of your Hotchkis Performance products.
Visit us online @ www.hotchkis.net

Tools & Supplies Required for this Installation


- Hydraulic jack, jack stands, floor ramps(4 post lift or alignment rack preferable)
- 2 pry bars, Loctite, torque wrench
- The following sockets or wrenches: 10mm, 13mm, 15mm, 18mm, and 21mm

INSTALLATION OF HOTCHKIS FRONT SWAY BAR

- » Secure the rear with blocks and raise the front of the vehicle. Place jack stands at the factory jack points. Remove front wheels.



- » Undo the sway bar end link nut using a 15mm socket. Retain this hardware for later use.



- » Peek inside the wheel well and locate the subframe mounts. You will have to undue 2 bolts per side.




- » Remove the subframe brackets and bushings. You may discard the bushing and bracket, but keep the 2 forward bolts for later use.



- » Turn the steering wheel all the way to the left and fish the stock sway bar out the driver side.



- » Place the stock sway bar on the floor and set your new Hotchkis sway bar next to it. This will allow you to properly orient and position the bar for reinstallation.



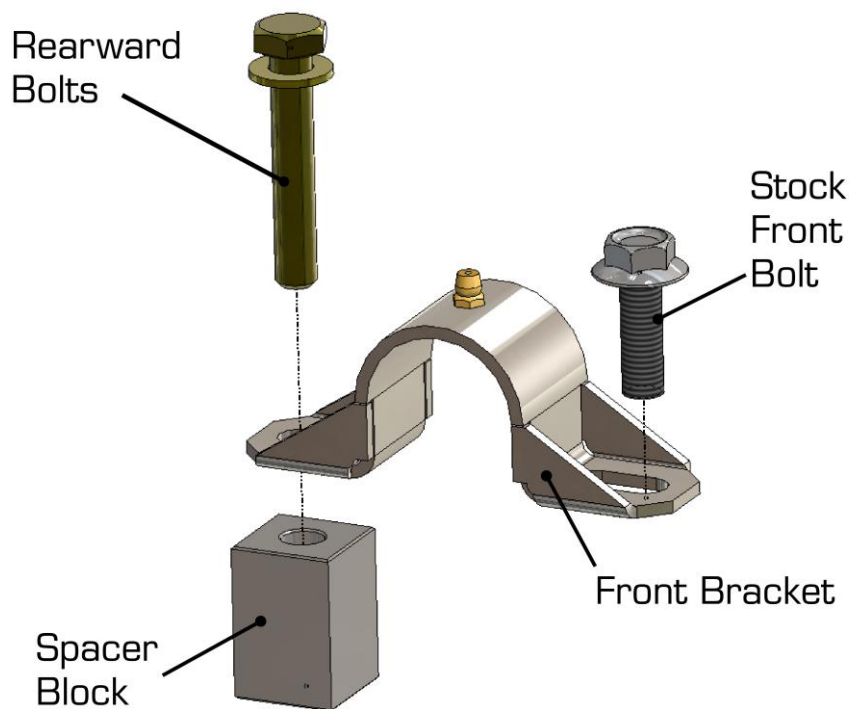
- » Fish the Hotchkis bar in the same way as stock removal.



- » We provide you with new bushings, brackets and an adapter block that replaces the stock bracket and bushing.
- » Lube the inside surface of the bushings with the provided grease.



- » Slip the bushings over the sway bar in the proper position. Slide the Hotchkis bracket over top the bushing. Make sure the Zerk fitting is pointing towards the outside of vehicle.
- » Insert the adapter block as shown in the picture. Install the provided longer bolt and washer. Reuse the stock bolt for the forward bracket hole. Fully tighten bolts.




Install Bushing & Bracket



wheel



Zerk points outboard



Adapter Block

- » Reattach the end links to the sway bar ends using the stock hardware. Fully tighten end link nuts.

Fully Tighten Endlink Hardware



You are now finished with the front sway bar installation! Make sure that all hardware is fully tightened before driving the vehicle. Let's move on to the rear sway bar installation.

HOTCHKIS

SPORT SUSPENSION

INSTALLATION OF HOTCHKIS REAR SWAY BAR

- » The ideal way to install the rear sway bar is doing so while the suspension is at ride height. This would require an alignment rack (professional) or using floor ramps (these can be found at most auto parts stores). When using floor ramps, drive the rear end of the car onto the ramps and block the front wheels.

If an alignment rack or floor ramps are not accessible:

Secure the front wheels with blocks and jack the rear up until the wheels are off the ground. Support the rear of the vehicle with jack stands on the factory jack points. Do not remove wheels.


- » Undo the sway bar end link nut using a 15mm socket. Retain this hardware for later use.



- » Undo the 2 subframe mount bolts on each side. Retain this hardware for later use.



- » The exhaust system will need to be dropped in order to remove the sway bar. First spray some WD-40 on the rubber hangers that hold the mufflers and exhaust piping. This will ease the task of undoing the hangers from the exhaust. Using a pry bar, pop the rubber hangers off of the exhaust hanger. Once all of the hangers are disconnected, the exhaust should hang down.



- » Remove the center brace located in the center of the car to allow the exhaust to drop even further.



- » You should now be able to remove the rear sway bar from the vehicle. Note orientation as you remove the sway bar so you can install the Hotchkis bar in the same manner.
- » Place the stock sway bar on the floor and set your new Hotchkis sway bar next to it. This will allow you to properly orient and position the bar for reinstallation.

- » Install the Hotchkis sway bar in the same manner as removal. Make sure the hoop in the center dips downward as shown below.



- » Lube the inside surface of the bushings with the provided grease.



- » Slip the bushings over the sway bar in the proper position. Slide the Hotchkis bracket over top the bushing. Install the stock hardware to secure the new bracket to the subframe. Fully tighten all hardware.



- » Reattach the end links to the sway bar ends using the stock hardware. Fully tighten end link nuts. Note: 2280A Kits have (2) hole adjustability. The hole closest to the end is the soft setting.



- » Reattach the exhaust hangers and install the center brace.



You are now finished with the rear sway bar installation! Make sure that all hardware is fully tightened before driving the vehicle. Enjoy your new sport anti-roll bar set!

Anti-Roll Bar Set # 2279, 2280 ***2003+ Cadillac CTS V6 & CTS-V***

<i>#2279 CTS V6 KIT</i>			
	Hotchkis P/N	Item Description	Quantity
1	22810288	Front Sway Bar V6	1
2	22910288	Rear Sway Bar V6	1
3	5348G	Front Bushing 1 3/16"	2
4	5336G	Rear Bushing 13/16"	2
5	15.12.06.39R-90	Front Bushing Bracket	2
6	15.12.06.39R	Rear Bushing Bracket	2
7	7204	Zerk Fitting, 90° Short	2
8	7201	Zerk Fitting, Short	2
9	16810288	CTS A.R.B. Bracket Spacer	2
10	M10-1.5X65CS	M10-1.5 x 65mm G10.9 Bolt	2
11	M10 F-WASHER	M10 DIN 9021 Fend Washer	2
<i>#2280 CTS-V KIT</i>			
	Hotchkis P/N	Item Description	Quantity
1	22810338	Front Sway Bar V6	1
2	22910338	Rear Sway Bar V6	1
3	5344G	Front Bushing 1 3/16"	2
4	5340G	Rear Bushing 13/16"	2
5	15.12.06.39R-90	Front Bushing Bracket	2
6	15.12.06.39R	Rear Bushing Bracket	2
7	7204	Zerk Fitting, 90° Short	2
8	7201	Zerk Fitting, Short	2
9	16810288	CTS A.R.B. Bracket Spacer	2
10	M10-1.5X65CS	M10-1.5 x 65mm G10.9 Bolt	2
11	M10 F-WASHER	M10 DIN 9021 Fend Washer	2
<i>#2280 A CTS-V KIT</i>			
	Hotchkis P/N	Item Description	Quantity
1	22810338	Front Sway Bar V6	1
2	22910450	Adjustable Rear Sway Bar V6	1
3	5344G	Front Bushing 1 3/16"	2
4	5340G	Rear Bushing 13/16"	2
5	15.12.06.39R-90	Front Bushing Bracket	2
6	15.12.06.39R	Rear Bushing Bracket	2
7	7204	Zerk Fitting, 90° Short	2
8	7201	Zerk Fitting, Short	2
9	16810288	CTS A.R.B. Bracket Spacer	2
10	M10-1.5X65CS	M10-1.5 x 65mm G10.9 Bolt	2
11	M10 F-WASHER	M10 DIN 9021 Fend Washer	2

All information contained herein is subject to change without notice. BUYER'S ACCEPTANCE OF DELIVERY OF THE PRODUCT CONSTITUTES BUYER'S ACCEPTANCE OF THE TERMS HEREIN. ANY ADDITIONAL OR DIFFERENT TERMS PROPOSED BY THE BUYER ARE HEREBY REJECTED IN THEIR ENTIRETY UNLESS EXPRESSLY AGREED TO IN WRITING BY SELLER'S AUTHORIZED AGENT.

TERMS

Prepaid, Visa, MasterCard. Net 30 days from invoice date terms are available after credit approval. Accounts with invoices past due will be placed on "Credit Hold". A finance charge of 1.5% per month will also be applied to all past due invoices, not to exceed the maximum charge permitted by law. Accounts are considered paid in full upon Hotchkis Performance Inc.'s receipt of the full invoice amount plus collection fees and expenses incurred, if any. NSF checks stop payment checks, chargebacks on credit cards, etc. are charged a minimum of \$35 fee. No deduction or credit may be taken for any reason unless a credit memo has been issued by Hotchkis Performance Inc. Any unauthorized deduction will automatically put the account on credit hold. Other product special orders require a 50% down payment and are also non-cancelable and non-returnable.

DROP SHIPMENTS & REFUSED PACKAGES

Drop shipments are charged a \$30 service charge. A 20% restocking fee and all shipping costs are charged to the ordering party if a package is refused. No international drop shipments.

RETURNS

All returns are subject to prior authorization from Hotchkis Performance Inc. Once authorized, a Return Merchandise Authorization (R.M.A) will be issued. All authorized returns must have the R.M.A number on all cartons and shipping documents. Returned product must be shipped prepaid – collect shipments will be refused. Modified or used products are not eligible for return. Returns **MUST** be made within 90 days of invoice date and are subject to a **20% restocking fee. No returns are accepted after 90 days.** Freight charges are not refundable unless the merchandise is defective as determined by Hotchkis Performance Inc. Special orders are not returnable.

DAMAGED SHIPMENTS / SHORTAGES

All Hotchkis Performance Inc.'s shipments are F.O.B. our factory. Title passes from Hotchkis Performance Inc. to the purchaser at the time of shipment initiated. Claims for Carton shortages and damages must be made against the carrier at the time of delivery. To expedite processing of claims against the carrier, the customer must note damages on the bill of lading at the time of the delivery, and promptly request an inspection by the carrier or its claims agent. If a shortage is found within the shipment, it must be reported to Hotchkis Performance Inc. in writing within five (5) business days of receipt of shipment. Claims need to include the following information order number, invoice number, date of invoice, date of shipment, part number, description and carton count.

PRODUCT SUBSTITUTION / OTHER

Hotchkis Performance Inc. reserves the right to substitute equal or better materials or products at its discretion. Hotchkis Performance Inc. reserves the right to change specifications and other information included in this catalog without notice. All information, data and dimension tables in this catalog have been carefully compiled and thoroughly checked. However, no responsibility for errors or omissions can be assumed. Some parts may not be legal for sale or use in certain states, including California, on certain pollution-controlled motor vehicles. It is the purchaser's responsibility to determine if any parts they purchase are suitable for their particular locale and use.

WARRANTY / DISCLAIMER

Hotchkis Performance Inc. warrants that the products will be free from defect in material and workmanship for three years from date of sale to the original purchaser. Hotchkis Performance Inc. makes no other warranty of any kind, express or implied. Hotchkis Performance Inc. shall have no obligation under the foregoing warranty where the defect is the result of improper or abnormal use, user's negligence, vehicle accident, improper or incorrect installation or maintenance, nor when the product has been repaired or altered in any way. Hotchkis Performance Inc.'s liability in the case of defective products subject to the foregoing warranty shall be limited solely to the repair or replacement, at Hotchkis Performance Inc.'s option, of the defective products. Hotchkis Performance Inc. will be the sole judge of the validity of warranty claims.

Consequential or incidental damages are not recoverable under this warranty. Some states do not allow the exclusion or limitation of incidental or consequential damages, so the above limitation or exclusion may not apply to you. This warranty gives you specific legal rights, and you may also have other rights which vary from state to state.

In order to be eligible for service under this warranty, the defective part(s) must be returned to Hotchkis Performance Inc. by the original purchaser together with the R.M.A number issued from Hotchkis Performance Inc. and a copy of the receipt showing purchase within past 3 years. Tag each item with the part number and the specific explanation of defect. We will inspect the part and determine: a) if it is eligible for repair or replacement; and, b) if so, whether to repair or replace it. All returns must be shipped **prepaid** to:

Hotchkis Performance Inc.
RMA # _____
118 Infield Court
Mooresville, NC 28117

Hotchkis Performance Inc. will return all products covered under warranty to you by ground freight at Hotchkis Performance Inc.'s expense. Any expedited freight is the responsibility of the customer.

THE BUYER UNDERSTANDS AND EXPRESSLY RECOGNIZES that ALL parts and services sold by Hotchkis Performance Inc. are exposed to many and varied conditions due to the manner in which they are installed and used. BUYER ACKNOWLEDGES that HOTCHKIS PERFORMANCE INC. does not have full knowledge of the intended use of goods, and BUYER WILL DEFEND AND INDEMNIFY HOTCHKIS PERFORMANCE INC. upon demand against all claims, actions, liability, loss and expense (including investigating expense and attorney fees incurred in litigation or because of threatened litigation) for any loss, damage or injury, either to a person or to property, resulting from the direct or indirect use of any Hotchkis Performance Inc. products or inability by the buyer to determine proper use or application of Hotchkis Performance Inc. products. With the exception of the limited liability warranty set forth above. Hotchkis Performance Inc. SHALL NOT BE LIABLE FOR ANY CLAIMS, DEMANDS, INJURIES, DAMAGES, ACTIONS, OR CAUSES OF ACTION WHATSOEVER TO BUYER ARISING OUT OF OR CONNECTED WITH THE USE OF ANY HOTCHKIS PERFORMANCE INC. PRODUCTS

MOTORSPORTS AND SIMILAR ACTIVITIES ARE DANGEROUS; AS SUCH, NO WARRANTY OR REPRESENTATION IS MADE AS TO THE PRODUCT'S ABILITY TO PROTECT THE USER FROM INJURY OR DEATH. THE USER ASSUMES THAT RISK