



**Part # 22445**  
**Scion FR-S -- Subaru BRZ**  
**Anti-Sway Bar Kit**




*Thank you for your purchase from our new line of Scion parts. Please call us at 877 - 4NO - ROLL if you have any questions regarding the service or installation of your Hotchkis Performance products.*

PLEASE READ THE ENTIRE MANUAL BEFORE STARTING. SPECIAL TOOLS MAY BE REQUIRED TO PROCEED.

**Front Stabilizer Bar Install**


- 1F. Raise the front end of the vehicle using a floor jack. Use jack stands to secure the vehicle. Drive-on floor ramps may also be used. This installation will depict using an alignment rack. It is not required to droop the suspension for the front bar installation.



2F. Remove the two engine under covers. The silver aluminum cover is held in by 8 bolts and 7 push clips. The black cover is held in by 11 bolts. (10mm, 12mm Socket, slotted screwdriver)



3F. Unbolt the end links from the OE stabilizer bar. (17mm wrench, 6mm allen)






4F. Unclip the single push clip on each side. It is located just below the stabilizer bar bushings. (Pick or slotted screwdriver)



5F. Unbolt the 2 frame mount brackets. There are 4 bolts per bracket. (14mm socket)



6F. Remove the stabilizer bar assembly from the vehicle.





7F. Unbolt the bushing brackets on each side. Retain the bolts for reinstallation, but you may discard the OE bracket, bushing and nut. Keep the OE bolt. (14mm, 12mm socket)




8F. Grab the Hotchkis front stabilizer bar and install the included polyurethane bushing and bracket as shown. Be sure to apply the included silicon grease to the inner surfaces of the bushings before installing onto the bar.





- 9F. Install the stabilizer bar and brackets onto the frame mount brackets. Reuse the OE bolt for the front and use the Hotchkis flange bolt/washer/nut for the rear. **IMPORTANT: TIGHTEN THE REAR BOLT & NUT BEFORE YOU TIGHTEN THE FRONT BOLT.** This will allow the bracket to position properly when tightening. (Front bolt: 55 ft-lb. Rear bolt and nut: 25 ft-lb)





*Grease Fitting Points Outwards*

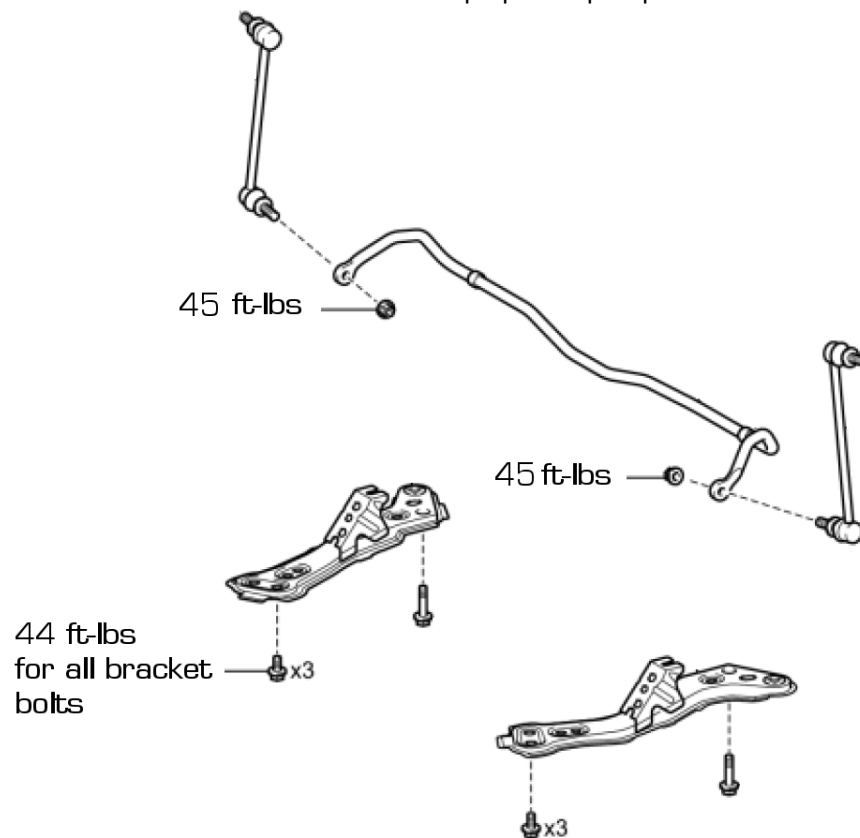


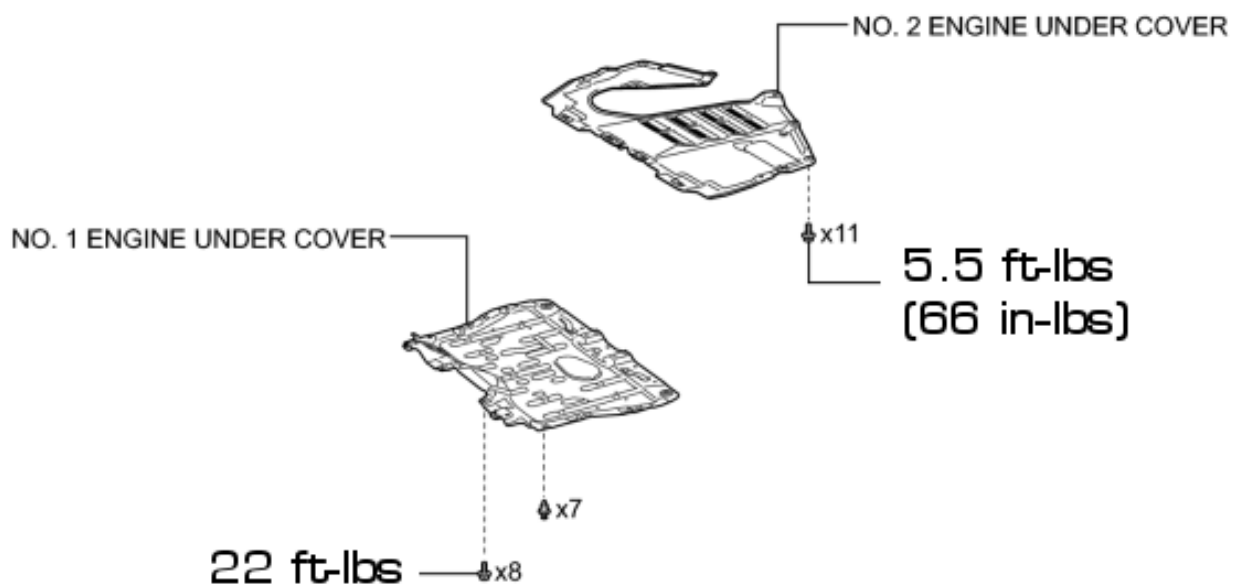


10F. Reinstall the stabilizer bar assembly in the same manner as removal.



11F. Repeat steps 1F-5F in reverse order. See below for proper torque specs.








## Rear Stabilizer Bar Install

- 1R. Raise the rear end of the vehicle using a floor jack. Use jack stands to secure the vehicle. Drive-on floor ramps may also be used. This installation will depict using an alignment rack. It is not required to droop the suspension for the rear bar installation.




- 2R. Remove the OE end links from the vehicle. (14mm socket/wrench, 5mm allen)








3R. Unbolt the bushing brackets and remove the bar from the vehicle. (12mm socket)





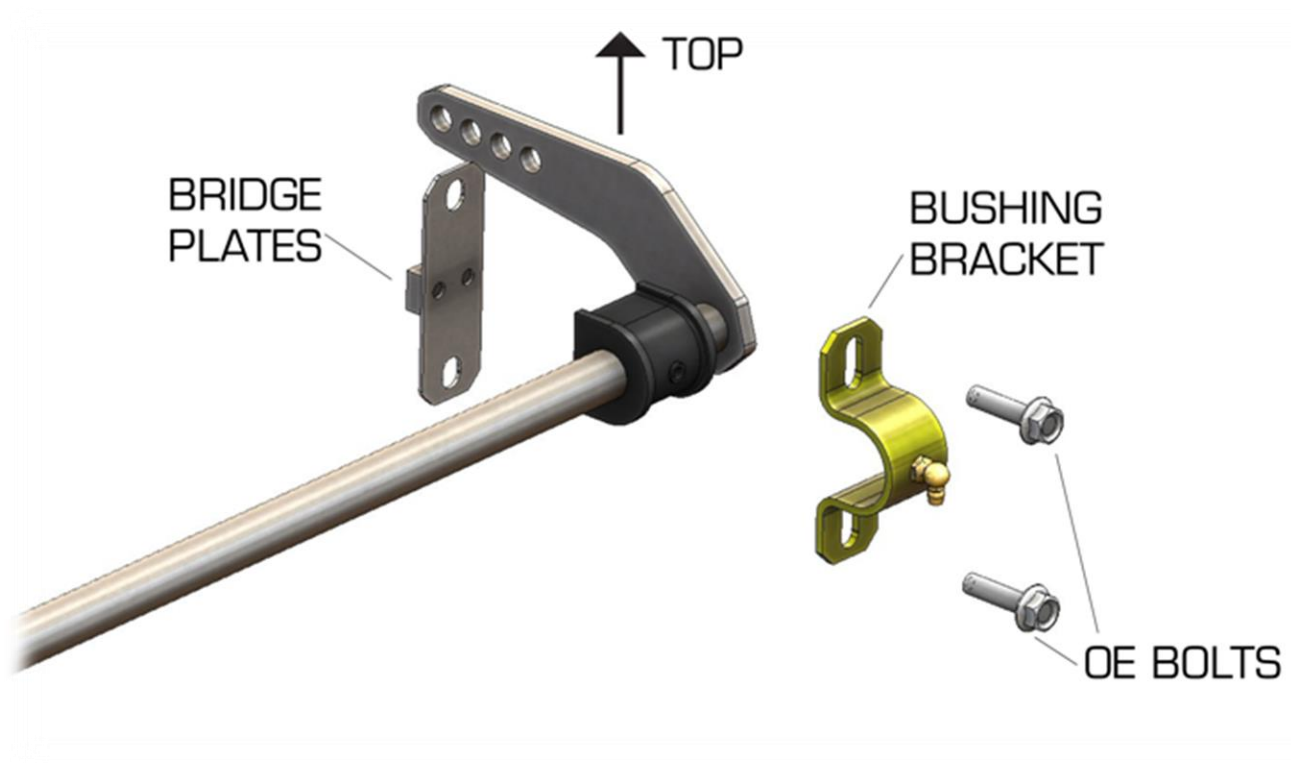
4R. Grab the Hotchkis rear stabilizer bar and install the included polyurethane bushing. Be sure to apply the included silicon grease to the inner surfaces of the bushings before installing onto the bar.









5R. Position the Hotchkis rear bar onto the vehicle. Insert the bridge plates between the frame mount and the polyurethane bushing. Then install the bushing bracket onto the bushing. Reuse the OE bolts to secure the bushing brackets. Bushing Bracket Bolts: 22 ft-lbs





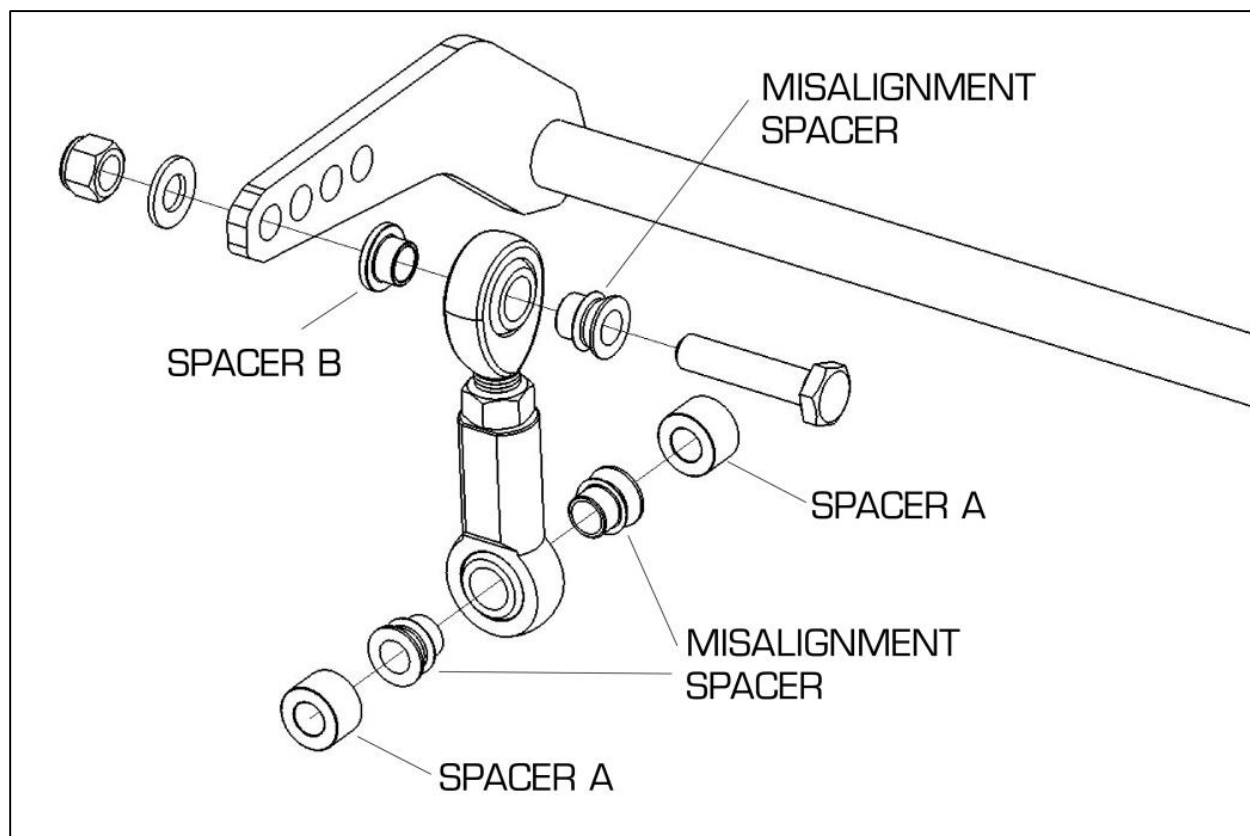
6R. At this point, the rear bar can shift side-to-side. Shift the bar side to side until it is perfectly centered with the car. You should have equal distance between the stabilizer bar lever arms and the frame mounting point. Install the Hotchkis aluminum collars on the inboard side of each bushing. Butt the collar all the way to the bushing, no gap. This will keep the bar centered during operation.







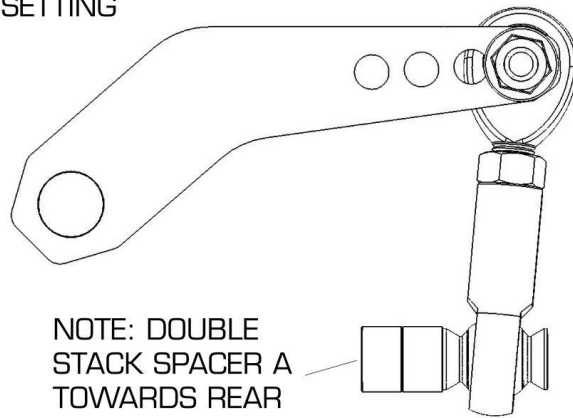
7R. Assemble the Hotchkis End Links as shown in the diagram.



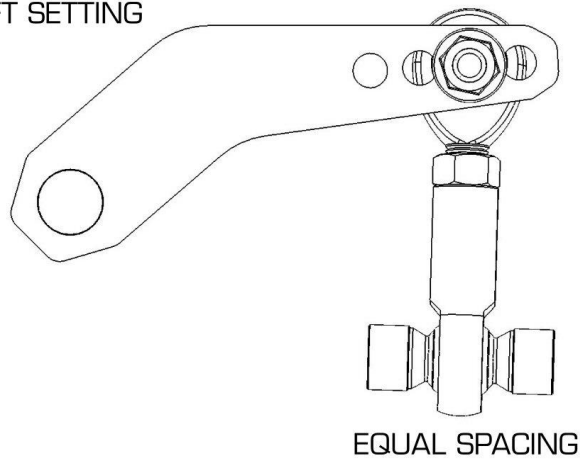


When choosing the lever hole on the stabilizer bar, it is important to mount the end link correctly in the lower control arm. See diagram for all configurations.

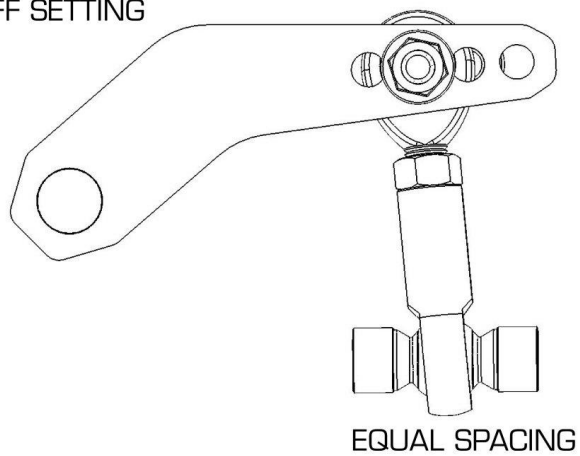
HOLE 1  
SOFTTEST SETTING

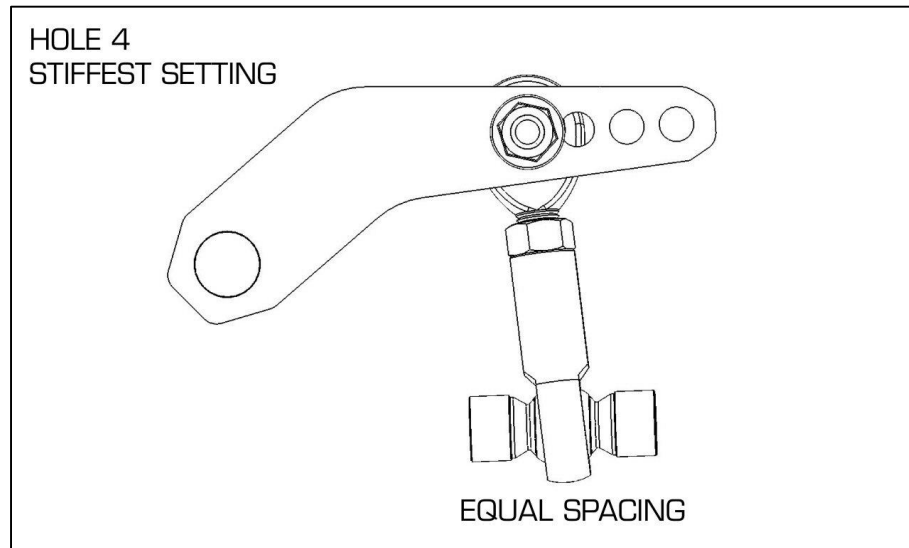


HOLE 2  
MED.SOFT SETTING



HOLE 3  
MED. STIFF SETTING





- 8R. Once you've chosen your configuration, tighten the end link to lower control arm mount point to 28 ft-lbs. Tighten the end link to stabilizer bar point to 50 ft-lbs.



- 9R. Make sure all hardware is tight and lower the rear end of the vehicle.

**Specifications:**

Front 1" (25.4mm) Tubular 2-Way Adjustable

- 500 lbs/in (170 % Stiffer than Stock)
- 630 lbs/in (245 % Stiffer than Stock)

Rear 3/4" (19mm) 4-Way Adjustable

- 320 lbs/in (200 % Stiffer than Stock)
- 405 lbs/in (275 % Stiffer than Stock)
- 520 lbs/in (385 % Stiffer than Stock)
- 700 lbs/in (550 % Stiffer than Stock)

INSTALLATION COMPLETE

## **More Hotchkis products for your Scion FR-S and BRZ!**

- Sport Coil Spring Set
  - 1" drop
  - Rate Increase: 45% Front/ 25% Rear
- Camber/Caster Plates
  - Includes strut mount bolts to achieve 3° of negative camber for more cornering grip
  - Built in caster for added stability and camber gain while steering
- Front 3-point All Aluminum Strut Brace
  - No hinges. All welded
  - Light-weight aluminum
- Rear Camber Links
  - Adjust your rear camber when lowering your car
  - Great for racing or prolonging tire life
- Harness Bar
  - Easily add a safety harness for autocrossing and track
  - Easily removable for rear seat use





All information contained herein is subject to change without notice. BUYER'S ACCEPTANCE OF DELIVERY OF THE PRODUCT CONSTITUTES BUYER'S ACCEPTANCE OF THE TERMS HEREIN. ANY ADDITIONAL OR DIFFERENT TERMS PROPOSED BY THE BUYER ARE HEREBY REJECTED IN THEIR ENTIRETY UNLESS EXPRESSLY AGREED TO IN WRITING BY SELLER'S AUTHORIZED AGENT.

#### TERMS

Prepaid, Visa, MasterCard. Net 30 days from invoice date terms are available after credit approval. Accounts with invoices past due will be placed on "Credit Hold". A finance charge of 1.5% per month will also be applied to all past due invoices, not to exceed the maximum charge permitted by law. Accounts are considered paid in full upon Hotchkis Performance Inc.'s receipt of the full invoice amount plus collection fees and expenses incurred, if any. NSF checks stop payment checks, chargebacks on credit cards, etc. are charged a minimum of \$35 fee. No deduction or credit may be taken for any reason unless a credit memo has been issued by Hotchkis Performance Inc. Any unauthorized deduction will automatically put the account on credit hold. Other product special orders require a 50% down payment and are also non-cancelable and non-returnable.

#### DROP SHIPMENTS & REFUSED PACKAGES

Drop shipments are charged a \$30 service charge. A 20% restocking fee and all shipping costs are charged to the ordering party if a package is refused. No international drop shipments.

#### RETURNS

All returns are subject to prior authorization from Hotchkis Performance Inc. Once authorized, a Return Merchandise Authorization ( R.M.A ) will be issued. All authorized returns must have the R.M.A number on all cartons and shipping documents. Returned product must be shipped prepaid – collect shipments will be refused. Modified or used products are not eligible for return. Returns **MUST** be made within 90 days of invoice date and are subject to a **20% restocking fee. No returns are accepted after 90 days.** Freight charges are not refundable unless the merchandise is defective as determined by Hotchkis Performance Inc. Special orders are not returnable.

#### DAMAGED SHIPMENTS / SHORTAGES

All Hotchkis Performance Inc.'s shipments are F.O.B. our factory. Title passes from Hotchkis Performance Inc. to the purchaser at the time of shipment initiated. Claims for Carton shortages and damages must be made against the carrier at the time of delivery. To expedite processing of claims against the carrier, the customer must note damages on the bill of lading at the time of the delivery, and promptly request an inspection by the carrier or its claims agent. If a shortage is found within the shipment, it must be reported to Hotchkis Performance Inc. in writing within five (5) business days of receipt of shipment. Claims need to include the following information order number, invoice number, date of invoice, date of shipment, part number, description and carton count.

#### PRODUCT SUBSTITUTION / OTHER

Hotchkis Performance Inc. reserves the right to substitute equal or better materials or products at its discretion. Hotchkis Performance Inc. reserves the right to change specifications and other information included in this catalog without notice. All information, data and dimension tables in this catalog have been carefully compiled and thoroughly checked. However, no responsibility for errors or omissions can be assumed. Some parts may not be legal for sale or use in certain states, including California, on certain pollution-controlled motor vehicles. It is the purchaser's responsibility to determine if any parts they purchase are suitable for their particular locale and use.

#### WARRANTY / DISCLAIMER

Hotchkis Performance Inc. warrants that the products will be free from defect in material and workmanship for three years from date of sale to the original purchaser. Hotchkis Performance Inc. makes no other warranty of any kind, express or implied. Hotchkis Performance Inc. shall have no obligation under the forgoing warranty where the defect is the result of improper or abnormal use, user's negligence, vehicle accident, improper or incorrect installation or maintenance, nor when the product has been repaired or altered in any way. Hotchkis Performance Inc.'s liability in the case of defective products subject to the forgoing warranty shall be limited solely to the repair or replacement, at Hotchkis Performance Inc.'s option, of the defective products. Hotchkis Performance Inc. will be the sole judge of the validity of warranty claims.

Consequential or incidental damages are not recoverable under this warranty. Some states do not allow the exclusion or limitation of incidental or consequential damages, so the above limitation or exclusion may not apply to you. This warranty gives you specific legal rights, and you may also have other rights which vary from state to state.

**In order to be eligible for service under this warranty, the defective part(s) must be returned to Hotchkis Performance Inc. by the original purchaser together with the R.M.A number issued from Hotchkis Performance Inc. and a copy of the receipt showing purchase within past 3 years.** Tag each item with the part number and the specific explanation of defect. We will inspect the part and determine: a) if it is eligible for repair or replacement; and, b) if so, whether to repair or replace it. All returns must be shipped **prepaid** to:

Hotchkis Performance Inc.  
RMA # \_\_\_\_\_  
118 Infield Court  
Mooresville, NC 28117

Hotchkis Performance Inc. will return all products covered under warranty to you by ground freight at Hotchkis Performance Inc.'s expense. Any expedited freight is the responsibility of the customer.

THE BUYER UNDERSTANDS AND EXPRESSLY RECOGNIZES that ALL parts and services sold by Hotchkis Performance Inc. are exposed to many and varied conditions due to the manner in which they are installed and used. BUYER ACKNOWLEDGES that HOTCHKIS PERFORMANCE INC. does not have full knowledge of the intended use of goods, and BUYER WILL DEFEND AND INDEMNIFY HOTCHKIS PERFORMANCE INC. upon demand against all claims, actions, liability, loss and expense (including investigating expense and attorney fees incurred in litigation or because of threatened litigation) for any loss, damage or injury, either to a person or to property, resulting from the direct or indirect use of any Hotchkis Performance Inc. products or inability by the buyer to determine proper use or application of Hotchkis Performance Inc. products. With the exception of the limited liability warranty set forth above, Hotchkis Performance Inc. SHALL NOT BE LIABLE FOR ANY CLAIMS, DEMANDS, INJURIES, DAMAGES, ACTIONS, OR CAUSES OF ACTION WHATSOEVER TO BUYER ARISING OUT OF OR CONNECTED WITH THE USE OF ANY HOTCHKIS PERFORMANCE INC. PRODUCTS

MOTORSPORTS AND SIMILAR ACTIVITIES ARE DANGEROUS; AS SUCH, NO WARRANTY OR REPRESENTATION IS MADE AS TO THE PRODUCT'S ABILITY TO PROTECT THE USER FROM INJURY OR DEATH. THE USER ASSUMES THAT RISK