

## *Sport Sway Bar Kit 22429 08-UP SCION xB*

*Thank you for your purchase from our new line of Scion parts.  
Please call us at 877 - 4NO - ROLL if you have any questions  
regarding the service or installation of your Hotchkis Performance products.*

### *Installation of Hotchkis Front Sway Bar*

1F *Raising Vehicle*

Raise the front of the vehicle until the wheels are off the ground and support with jack stands. Securely block the rear wheels.

2F *Remove Small Splash Shield*

Remove the small splash shield and note the orientation of the sway bar.

3F *Disconnect End Links*

Remove end link nuts that attach to the sway bar and push end links aside.



4F *Remove Bushing Plates*

Remove the bolts that attach the sway bar bushing plate to the sub frame, and remove the bushings.




5F *Disconnect the Lower Ball Joint*

Remove the 2 nuts, and 1 bolt that attach the passenger side lower control arm to the ball joint. Do this for the Passenger side only.



- 6f *Disconnect the Passenger-Side Lower Control Arm*  
Remove the front position lower control arm bolt, and loosen the rear position bolt. Note that the rear position bolt does not need to be removed.



- 7F *Remove the Stock Sway Bar*  
Shift the lower control arm away from the vehicle, and shift the sway bar towards the passenger side until the drivers side of the bar falls free. You should now be able to completely remove the sway bar from the vehicle.



8F *Install Hotchkis Sway Bar in Reverse Order*

Install the new sway bar in reverse order. Make sure to grease the new bushings with the supplied silicon grease. Note the position that the new bushings must be installed in the sub frame. Do not completely tighten the lower control arm bolts until the vehicle is at ride height, and torque to 140 ft lbs. If the bolts are not properly tightened noise and damage to the bushing will occur.



9F *Double Check Hardware*

Make sure all hardware is fully tightened before driving the vehicle. You are done with the front installation. Continue to the Rear Installation.

10F *Sway Bar Stiffness*

50% Stiffer than Stock


## Installation of Hotchkis Rear Sway Bar

### 1R *Raising Car*

Removal of the rear sway bar should be done at ride height, so the vehicle must be raised by a flat alignment style rack, or place the rear of the vehicle on ramps and securely block the front wheels.

### 2R *Attach Sway Bar Ends to Shock Mount*


Remove lower shock bolts, lift sway bar into position and re-attach lower shock bolts. Do not tighten yet.



### 3R *Attach Sway Bar to Torsion Beam*

Apply grease to the new bushings with the supplied grease, and install onto sway bar. Lift the sway bar into position, and install the V-bolt along with the bottom support plate. Make sure the bar and bushings are centered and as far outboard as possible, now you can first tighten the bushing brackets, and then tighten the lower shock bolts. When tightening the shock bolts, apply a generous amount of thread locking compound on the bolt.





4R *Double Check Hardware*

Make sure all hardware is fully tightened before driving the vehicle. You are done with the installation. The vehicle does not require an alignment after this installation.

5F *Stiffness Adjustment*

The rear stabilizer bar is an add-on part and gives you an additional 200 lbs/in of spring rate in the rear suspension.

## Hotchkis Performance LLC Return Policy & Limited Warranty

Effective December 1, 2010 all Hotchkis products must be registered to qualify for warranty at [www.hotchkis.net](http://www.hotchkis.net) or via the mail-in warranty card, included with the product, within 30 days of the original purchase date.

**IMPORTANT:** This warranty supersedes all other warranties included with this product.

### Return Policy

We want you to be completely satisfied with your Hotchkis Performance product. For products, presenting signs of shipping damage please contact the freight carrier immediately. All our products are guaranteed to be free from manufacturer's defects. If your order arrives with a manufacture defect, please contact our Customer Service Department at (562) 907-7757. You will be assigned a Returned Goods Authorization Number (RGA). The package you return must show the RGA on the outside of the package, include the original invoice and be shipped prepaid to our facility. The product has to be unused and in its original packaging materials. Exchanges or refunds made after 30 days will be subject to a 20% restocking charge. **If you purchased your Hotchkis Performance product from an authorized dealer, you are still covered by this return policy. All returns however, should be made to your dealer, not to Hotchkis Performance directly.**

### Limited Warranty

Hotchkis Performance offers a Limited Warranty against defects in materials and workmanship for the term of 36 months (3 years) from the date of purchase of this product. This Warranty only applies to the original retail purchaser who retains ownership of the vehicle on which the product was originally installed. If the product is determined to be defective, Hotchkis Performance will repair, replace or refund the purchase price of the defective product at Hotchkis Performance's sole discretion, which shall fully satisfy and discharge any and all warranty claims. Any repaired or replaced product will be returned to the sender excluding the cost of freight. **Products must be registered to qualify for warranty at [www.hotchkis.net](http://www.hotchkis.net) or via the mail-in warranty card, included with the product, within 30 days of the original purchase date.**

### Exclusions from Warranty

Items offered but not manufactured by Hotchkis Performance are warranted according to the manufacturer's terms and are not covered by this limited warranty. Hotchkis Performance shall not be responsible for any labor, removal, installation, re-installation or maintenance costs. This warranty does not cover the cosmetic finish or plating of any product or any normal wear and tear to any product including, but not limited to bushings, brackets, end-links, hardware, steering components, shocks or springs. In addition, this warranty does not apply to any products that have been:

- Improperly installed or installed by someone other than a qualified, licensed auto mechanic experienced in the installation and removal of suspension products;
- Improperly serviced, misused, or modified, altered or subjected to abuse, negligence, accident or collision;
- Installed in any vehicle that has been modified;
- Installed on any vehicle that has carried loads in excess of automobile manufacturer suggested weight limits; or
- Installed on any vehicle that has been subject to abnormal or excessive use, including rallying, racing, or racing-type activities or off-road use.

### Limitation of Warranty

This limited warranty is the entire and only warranty for the products and may not be modified or supplemented by any other person or company in any form. Any description of the products, by anyone, is for the sole purpose of identifying them and is not part of the basis of the bargain, and does not constitute a warranty that the products will conform to that description. The statements of any salesperson do not constitute part of this limited warranty and cannot be relied upon as a warranty.

**THERE ARE NO WARRANTIES, EXPRESSED OR IMPLIED, INCLUDING ANY IMPLIED WARRANTIES OF MERCHANTABILITY OR FITNESS FOR A PARTICULAR PURPOSE, WHICH EXTEND BEYOND THE DESCRIPTION ON THE FACE HEREOF. ANY IMPLIED WARRANTIES ARE DISCLAIMED TO THE FULLEST EXTENT PERMITTED BY LAW. THIS WARRANTY DOES NOT COVER CONSEQUENTIAL DAMAGES, LOSS OF TIME OR REVENUES, INCONVENIENCE, LOSS OF USE OF THE VEHICLE,**



**DAMAGE TO THE VEHICLE OR COMPONENTS OF THE VEHICLE, ANY OTHER TYPE OF CONSEQUENTIAL DAMAGES, OR OTHER INCIDENTAL OR INDIRECT DAMAGES. HOTCHKIS' MAXIMUM LIABILITY UNDER THIS WARRANTY SHALL IN NO EVENT EXCEED THE PURCHASE PRICE OF THE PRODUCT.** Some states do not allow limitations on how long an implied warranty lasts or the exclusion or limitation of incidental or consequential damages and in such states the above limitations or exclusions may not apply. This limited warranty gives the purchaser specific legal rights and the purchaser may have other rights that may vary from state to state.

#### **Technical Information**

Hotchkis Performance makes every effort to ensure that you are provided with the most accurate and up-to-date technical information. However, all technical information is approximate and may vary upon application. Additional suspension components may be needed in some applications, depending upon the make, model, engine and chassis of the vehicle. Hotchkis Performance is not responsible for any consequences resulting from manufacturer's technical mid-year changes. Hotchkis Performance products should only be installed by a qualified, licensed auto mechanic experienced in the installation of such products.

#### **Warranty Claim Procedure:**

The answer to ALL the following questions should be YES before making a warranty claim:

- Did you register the product at [www.hotchkis.net](http://www.hotchkis.net) or via the mail-in warranty card within 30 days of purchase?
- Is the product appropriate to your application?
- Did you carefully and thoroughly read the instructions provided along with the product?
- Do you have the original invoice or sales receipt?
- Is the return date within 36 months from the purchase date?
- Are you the original purchaser?
- Was the product properly installed by a qualified, licensed auto mechanic?
- Has the product been installed on the original vehicle on which it was installed at all times?
- Is the product unmodified and clean?
- Is the reason for return a legitimate product defect?

If the answer to all these questions is YES, please contact our Customer Service Department at (562) 907-7757. You will be given a Returned Goods Authorization Number (RGA) valid for 60 days. You will also be asked to ship the product prepaid to our facility. All shipments MUST be (i) prepaid, (ii) include the original invoice or sales receipt, (iii) show the RGA on the outside of the package and (iv) include your name, address, make and model of the vehicle, and a brief description of the claimed defect, including the circumstances under which the defect occurred. If the warranty claim is deemed valid then Hotchkis will estimate shipping costs to return the repaired or replacement part and contact you for payment. Hotchkis's Limited warranty requires that any repaired or replaced product will be returned to the sender excluding the cost of freight. Warranty related inquires should be sent to the following address:

**HOTCHKIS PERFORMANCE, LLC  
C/O CUSTOMER SERVICE  
8633 Sorensen Avenue  
SANTA FE SPRINGS, CA 90670**

Hotchkis Performance will not accept product returns without the RGA number, receipt and the information described above. C.O.D. or collect shipments will be refused. Once the returns are received at Hotchkis Performance, we will evaluate the products, verify the sales receipt, and investigate the warranty claim. Any repaired or replaced product will be returned to the sender.

**Effective December 1, 2010. This return policy and limited warranty supersedes all previous policy and warranty statements. Policies and warranties are subject to change without notice. Hotchkis Performance is not responsible for printing errors.**