

22413 FRONT AND REAR SPORT STABILIZER BAR SET Nissan 350Z/Infiniti G35




Thank you for your purchase from our Hotchkis line of suspension parts.

Please call us at (877) 4NO-ROLL if you have any questions regarding your Hotchkis products. Visit us on the web @ www.hotchkis.net

INSTALLATION OF HOTCHKIS FRONT STABILIZER BAR

- 1) Please look at the original front antiroll bar and note the orientation of the front bar. You will want to install the new Hotchkis bar in the same manner.
- 2) Securely block the rear wheels of the vehicle. Use a jack to raise the vehicle and support with jack stands.
- 3) Remove the factory plastic undertrays from the car with a 10mm socket on the bolts, and a small screwdriver to pry open the plastic trim plugs.




- 4) Disconnect the endlink from the stabilizer bar using a 14mm wrench.

- 5) Using a 14mm socket and extension, remove the factory frame brackets. Then remove the stock bar from the vehicle.





- 6) Using the supplied white silicone grease, spread an even coat of grease on the inside of the new Hotchkis bushings for the front bar.
- 7) Noting the approximate location of the factory installed bushings, install the polyurethane ones in a similar location on the new bar.



- 8) Place the new Hotchkis bar in the vehicle and slip the endlinks into the bar to help support it while you hoist it up into the car. You WILL have to bend the alignment tab out of the way to use the adjustability of this front bar

- 9) Using the original frame bolts, install the factory brackets over the Hotchkis bar and bushings. Torque them to 40 ft-lbs.



- 10) At this point, we recommend installing the FRONT endlink into the hole that is *FURTHEST* from the end of the bar. This is the stiffest setting. Install the nut and tighten down to 40 ft-lbs as well. You can change this setting later to fine tune the handling of your car to your personal taste.
- 11) Reinstall the plastic undertray using the stock hardware.
- 12) After driving the vehicle, re-check all hardware for tightness. You are finished with the front sway bar installation



IMPORTANT: For maintenance, you will have to remove and grease the bushings at least once a year (15,000 miles) or when excessive noise occurs. Use a non-lithium based grease only! A lithium-based grease can wash out with water and should not be used.

MOVE ON TO THE REAR SWAY BAR INSTALLATION



Please call us at (877) 4NO-ROLL if you have any questions regarding your Hotchkis products.

INSTALLATION OF HOTCHKIS REAR SWAY BAR



- 1) Securely block the front wheels of the vehicle. Jack up the vehicle and support it with jack stands.
- 2) Take a look at the factory rear bar installation and note how the bends curve around the other parts in the car.
- 3) Remove the 2 plastic shields that cover the antiroll bar bushings using a 10mm wrench.



- 4) Using a 14mm wrench, remove the nuts that hold the endlinks to the bar, and pull the endlink out of the bar.
- 5) Disconnect the factory bushing brackets from the vehicle using a 14mm socket and remove the factory bar from the car. You should not have to remove the exhaust from its hangers to do this.




- 6) Use the grease provided to apply a uniform coat of grease to the inside of the 15/16" rear bar bushings.
- 7) Place the bushing over the Hotchkis bar in roughly the same location as the factory installation. *Make sure you install the bushing so the split faces the front of the car once installed in the car.*




- 8) Slip the bar into the car around the exhaust and install the endlinks into the end of the bar to help hold it up.
- 9) Install the Hotchkis brackets over the bushings and using the factory bolts, tighten the bar to the frame. Torque these to 40 ft-lbs.



- 10) On the placement of the REAR endlinks, Hotchkis recommends installing the endlink into the hole *NEAREST* the end of the bar. This is the lightest setting. The stiffness can be adjusted at a later point to fine tune the car for your driving preference. Tighten this to 40 ft-lbs as well.
- 11) Replace the plastic trays.



- 12) Check that all hardware is tight. Use the caps provided to cover the zerk fittings and you're done installing the Hotchkis antiroll bar!



IMPORTANT: For maintenance, use the zerk fittings to grease the bushings at least once a year (15,000 miles) or when excessive noise occurs. Use a non-lithium based grease only! A lithium-based grease can wash out with water and should not be used.

2003 Nissan 350Z Stabilizer Bar Kit, Parts List P/N 22413

	Hotchkis P/N	Item Description	Quantity per kit
1	22810252	Front Sway Bar, 2003 Nissan 350Z/Infiniti G35	1
2	22910252	Rear Sway Bar, 2003 Nissan 350Z/Infiniti G35	1
3	15.12.06.39	Universal Sway Bar Bracket	2
4	U-62345-BL	1 3/8" Factory Z style bushing	2
5	5339G	15/16" bushing	2

Items Not Shown

13	9.11108	Grease Pack	2
14	n/a	Instruction Set	1



TERMS & CONDITIONS

All information contained herein is subject to change without notice. BUYER'S ACCEPTANCE OF DELIVERY OF THE PRODUCT CONSTITUTES BUYER'S ACCEPTANCE OF THE TERMS HEREIN. ANY ADDITIONAL OR DIFFERENT TERMS PROPOSED BY THE BUYER ARE HEREBY REJECTED IN THEIR ENTIRETY UNLESS EXPRESSLY ASSENTED TO IN WRITING BY SELLER'S AUTHORIZED AGENT.

TERMS

Prepaid, Visa, MasterCard. Net 30 days from invoice date terms are available after credit approval. Accounts with invoices past due will be placed on "Credit Hold". A finance charge of 1.5% per month will also be applied to all past due invoices, not to exceed the maximum charge permitted by law. Accounts considered paid in full upon Hotchkis Performance Inc.'s receipt of the full invoice amount plus collection fees and expenses incurred, if any. NSF checks, stop payment checks, chargeback's on credit cards, etc. are charged a minimum of \$35 fee. No deduction or credit may be taken for any reason unless a credit memo has been issued by Hotchkis Performance Inc. Any unauthorized deduction will automatically put the account on credit hold. Other product special orders require a 50% down payment and are also non-cancelable and non-returnable.

DROP SHIPMENTS & REFUSED PACKAGES

Drop shipments are charged a \$30 service charge. A 20% restocking fee and all shipping costs are charged to the ordering party if a package is refused. No international drop shipments.

RETURNS

Hotchkis Performance Inc. will issue a R.M.A. number for every return. Returns will not be accepted without the R.M.A. number. All authorized returns must have the R.M.A. number on all cartons and shipping documents. Returned product must be shipped prepaid – collect shipments will be refused. Modified or used products are not eligible for return. Returns can be made within 90 days after invoice date. May be subject to a 20% restocking fee. **No returns are accepted after 90 days.** Freight charges are not refundable unless the merchandise is defective as determined by Hotchkis Performance Inc. Special orders are not returnable.

DAMAGED SHIPMENTS / SHORTAGES

All Hotchkis Performance Inc.'s shipments are F.O.B. our factory. Title passes from Hotchkis Performance Inc. to the purchaser at the time of shipment. Carton shortages and damages must be claimed against the carrier at the time of delivery. To expedite processing of claims against the carriers, the customer must note damages on the bill of lading at the time of the delivery, and promptly request and inspection by the carrier or its claims agent. If a shortage is found within the shipment it must be reported to Hotchkis Performance Inc. in writing within five (5) business days of receipt of shipment. Claims should refer to the order number, invoice number, date of invoice, date of shipment, part number, description and carton count.

PRODUCT SUBSTITUTION / OTHER

Hotchkis Performance Inc. reserves the right to substitute equal or stronger materials of products at its discretion. Hotchkis Performance Inc. reserves the right to change specifications and other information included in this catalog without notice. All information, data and dimension tables in this catalog have been carefully compiled and thoroughly checked. However, no responsibility for errors or omissions can be assumed. Some parts are not legal for sale or use in California on any pollution controlled motor vehicles.

WARRANTY / DISCLAIMER

Hotchkis Performance Inc. warrants that the products will be free from defect in material and workmanship for three years from date of sale to the original purchaser. Hotchkis Performance Inc. makes no other warranty of any kind, express or implied. Hotchkis Performance Inc. shall have no obligation under the forgoing warranty where the defect is the result of improper or abnormal use, your negligence, vehicle accident, improper or incorrect installation or maintenance, nor when the product has been repaired or altered in any way. Hotchkis Performance Inc.'s liability in the case of defective products subject to the forgoing warranty shall be limited to the repair or replacement, at Hotchkis Performance Inc.'s option, of the defective products. Hotchkis Performance Inc. will be the sole judge of warranty claims.

Consequential or incidental damages are not recoverable under this warranty. Some states do not allow the exclusion or limitation of incidental or consequential damages, so the above limitation or exclusion may not apply to you. This warranty gives you specific legal rights, and you may also have other rights which vary from state to state.

In order to be eligible for service under this warranty, you must return the defective part to Hotchkis Performance Inc. together with R.M.A number issued from Hotchkis Performance Inc. and a copy of your receipt showing purchase within past 3 years. Tag each item with the part number and the specific explanation of defect. We will inspect the part and determine: a) if it is eligible for repair or replacement; and, b) if so, whether to repair or replace it. All returns must be shipped **prepaid** to:

Hotchkis Performance Inc.
RMA # _____
118 Infield Court
 Mooresville, NC 28117

Hotchkis Performance Inc. will return all products covered under warranty to you by ground freight at Hotchkis Performance Inc.'s expense. Any expedited freight is the responsibility of the customer.

THE BUYER UNDERSTANDS AND ECPRESSLY RECOGNIZES that ALL parts and services sold by Hotchkis Performance Inc. are exposed to many and varied conditions due to the manner in which they are installed and used. BUYER ACKNOWLEDGES that HOTCHKIS PERFORMANCE INC. does not have full knowledge of the intended use of goods, and BUYER WILL DEFEND AND INDEMNIFY HOTCHKIS PERFORMANCE INC. upon demand against all claims, actions, liability, loss and expense (including investigating expense and attorney fees incurred in litigation or because of threatened litigation) for any loss, damage or injury, either to a person or to property, resulting from the direct or indirect use of any Hotchkis Performance Inc. products or inability by the buyer to determine proper use or application of Hotchkis Performance Inc. products. With the exception of the limited liability warranty set forth above. Hotchkis Performance Inc. SHALL NOT BE LIABLE FOR ANY CLAIMS, DEMANDS, INJURIES, DAMAGES, ACTIONS, OR CAUSES OF ACTION WHATSOEVER TO BUYER ARISING OUT OF OR CONNECTED WITH THE USE OF ANY HOTCHKIS PERFORMANCE INC. PRODUCTS

MOTORSPORTS AND SIMILAR ACTIVITES ARE DANGEROUS; AS SUCH, NO WARRNTY OR REPRESENTATION IS MADE AS TO THE PRODUCT'S ABILITY TO PROTECT THE USER FROM INJURY OR DEATH. THE USER ASSUMES THAT RISK