

HOTCHKIS SPORT SUSPENSION


22413 FRONT AND REAR SPORT STABILIZER BAR SET Nissan 350Z/Infiniti G35



Thank you for your purchase from our Hotchkis line of suspension parts.
Please call us at (877) 4NO-ROLL if you have any questions regarding your Hotchkis products.
Visit us on the web @ www.hotchkis.net

INSTALLATION OF HOTCHKIS FRONT STABILIZER BAR

- 1) Please look at the original front antiroll bar and note the orientation of the front bar. You will want to install the new Hotchkis bar in the same manner.
- 2) Securely block the rear wheels of the vehicle. Use a jack to raise the vehicle and support with jack stands.
- 3) Remove the factory plastic undertrays from the car with a 10mm socket on the bolts, and a small screwdriver to pry open the plastic trim plugs.




- 4) Disconnect the endlink from the stabilizer bar using a 14mm wrench.


- 5) Using a 14mm socket and extension, remove the factory frame brackets. Then remove the stock bar from the vehicle.




- 6) Using the supplied white silicone grease, spread an even coat of grease on the inside of the new Hotchkis bushings for the front bar.
- 7) Noting the approximate location of the factory installed bushings, install the polyurethane ones in a similar location on the new bar.



- 8) Place the new Hotchkis bar in the vehicle and slip the endlinks into the bar to help support it while you hoist it up into the car. You WILL have to bend the alignment tab out of the way to use the adjustability of this front bar
- 9) Using the original frame bolts, install the factory brackets over the Hotchkis bar and bushings. Torque them to 40 ft-lbs.



10) At this point, we recommend installing the FRONT endlink into the hole that is *FURTHEST* from the end of the bar. This is the stiffest setting. Install the nut and tighten down to 40 ft-lbs as well. You can change this setting later to fine tune the handling of your car to your personal taste.



11) Reinstall the plastic undertray using the stock hardware.

12) After driving the vehicle, re-check all hardware for tightness. You are finished with the front sway bar installation




IMPORTANT: For maintenance, you will have to remove and grease the bushings at least once a year (15,000 miles) or when excessive noise occurs. Use a non-lithium based grease only! A lithium-based grease can wash out with water and should not be used.

MOVE ON TO THE REAR SWAY BAR INSTALLATION


Please call us at (877) 4NO-ROLL if you have any questions regarding your Hotchkis products.

INSTALLATION OF HOTCHKIS REAR SWAY BAR

- 1) Securely block the front wheels of the vehicle. Jack up the vehicle and support it with jack stands.
- 2) Take a look at the factory rear bar installation and note how the bends curve around the other parts in the car.
- 3) Remove the 2 plastic shields that cover the antiroll bar bushings using a 10mm wrench.




- 4) Using a 14mm wrench, remove the nuts that hold the endlinks to the bar, and pull the endlink out of the bar.
- 5) Disconnect the factory bushing brackets from the vehicle using a 14mm socket and remove the factory bar from the car. You should not have to remove the exhaust from its hangers to do this.



- 6) Use the grease provided to apply a uniform coat of grease to the inside of the 15/16" rear bar bushings.


- 7) Place the bushing over the Hotchkis bar in roughly the same location as the factory installation. *Make sure you install the bushing so the split faces the front of the car once installed in the car.*




- 8) Slip the bar into the car around the exhaust and install the endlinks into the end of the bar to help hold it up.
- 9) Install the Hotchkis brackets over the bushings and using the factory bolts, tighten the bar to the frame. Torque these to 40 ft-lbs.



- 10) On the placement of the REAR endlinks, Hotchkis recommends installing the endlink into the hole *NEAREST* the end of the bar. This is the lightest setting. The stiffness can be adjusted at a later point to fine tune the car for your driving preference. Tighten this to 40 ft-lbs as well.



- 11) Replace the plastic trays.
- 12) Check that all hardware is tight. Use the caps provided to cover the zerk fittings and you're done installing the Hotchkis antiroll bar!



IMPORTANT: For maintenance, use the zerk fittings to grease the bushings at least once a year (15,000 miles) or when excessive noise occurs. Use a non-lithium based grease only! A lithium-based grease can wash out with water and should not be used.

SEE NEXT PAGE FOR PARTS LIST

2003 Nissan 350Z Stabilizer Bar Kit, Parts List
P/N 22413

	Hotchkis P/N	Item Description	Quantity per kit
1	22810252	Front Sway Bar, 2003 Nissan 350Z/Infiniti G35	1
2	22910252	Rear Sway Bar, 2003 Nissan 350Z/Infiniti G35	1
3	15.12.06.39	Universal Sway Bar Bracket	2
4	U-62345-BL	1 3/8" Factory Z style bushing	2
5	5339G	15/16" bushing	2

Items Not Shown

13	9.11108	Grease Pack	2
14	n/a	Instruction Set	1



**Visit Hotchkis on the web at www.hotchkis.net or
Call (562) 907-7757!**



Hotchkis Performance LLC Return Policy & Limited Warranty

Effective December 1, 2010 all Hotchkis products must be registered to qualify for warranty at www.hotchkis.net or via the mail-in warranty card, included with the product, within 30 days of the original purchase date.

IMPORTANT: This warranty supersedes all other warranties included with this product.

Return Policy

We want you to be completely satisfied with your Hotchkis Performance product. For products, presenting signs of shipping damage please contact the freight carrier immediately. All our products are guaranteed to be free from manufacturer's defects. If your order arrives with a manufacture defect, please contact our Customer Service Department at (562) 907-7757. You will be assigned a Returned Goods Authorization Number (RGA). The package you return must show the RGA on the outside of the package, include the original invoice and be shipped prepaid to our facility. The product has to be unused and in its original packaging materials. Exchanges or refunds made after 30 days will be subject to a 20% restocking charge. **If you purchased your Hotchkis Performance product from an authorized dealer, you are still covered by this return policy. All returns however, should be made to your dealer, not to Hotchkis Performance directly.**

Limited Warranty

Hotchkis Performance offers a Limited Warranty against defects in materials and workmanship for the term of 36 months (3 years) from the date of purchase of this product. This Warranty only applies to the original retail purchaser who retains ownership of the vehicle on which the product was originally installed. If the product is determined to be defective, Hotchkis Performance will repair, replace or refund the purchase price of the defective product at Hotchkis Performance's sole discretion, which shall fully satisfy and discharge any and all warranty claims. Any repaired or replaced product will be returned to the sender excluding the cost of freight. **Products must be registered to qualify for warranty at www.hotchkis.net or via the mail-in warranty card, included with the product, within 30 days of the original purchase date.**

Exclusions from Warranty

Items offered but not manufactured by Hotchkis Performance are warranted according to the manufacturer's terms and are not covered by this limited warranty. Hotchkis Performance shall not be responsible for any labor, removal, installation, re-installation or maintenance costs. This warranty does not cover the cosmetic finish or plating of any product or any normal wear and tear to any product including, but not limited to bushings, brackets, end-links, hardware, steering components, shocks or springs. In addition, this warranty does not apply to any products that have been:

- **Improperly installed or installed by someone other than a qualified, licensed auto mechanic experienced in the installation and removal of suspension products;**
- **Improperly serviced, misused, or modified, altered or subjected to abuse, negligence, accident or collision;**
- **Installed in any vehicle that has been modified;**
- **Installed on any vehicle that has carried loads in excess of automobile manufacturer suggested weight limits; or**
- **Installed on any vehicle that has been subject to abnormal or excessive use, including rallying, racing, or racing-type activities or off-road use.**

Limitation of Warranty

This limited warranty is the entire and only warranty for the products and may not be modified or supplemented by any other person or company in any form. Any description of the products, by

anyone, is for the sole purpose of identifying them and is not part of the basis of the bargain, and does not constitute a warranty that the products will conform to that description. The statements of any salesperson do not constitute part of this limited warranty and cannot be relied upon as a warranty.

THERE ARE NO WARRANTIES, EXPRESSED OR IMPLIED, INCLUDING ANY IMPLIED WARRANTIES OF MERCHANTABILITY OR FITNESS FOR A PARTICULAR PURPOSE, WHICH EXTEND BEYOND THE DESCRIPTION ON THE FACE HEREOF. ANY IMPLIED WARRANTIES ARE DISCLAIMED TO THE FULLEST EXTENT PERMITTED BY LAW. THIS WARRANTY DOES NOT COVER CONSEQUENTIAL DAMAGES, LOSS OF TIME OR REVENUES, INCONVENIENCE, LOSS OF USE OF THE VEHICLE, DAMAGE TO THE VEHICLE OR COMPONENTS OF THE VEHICLE, ANY OTHER TYPE OF CONSEQUENTIAL DAMAGES, OR OTHER INCIDENTAL OR INDIRECT DAMAGES. HOTCHKIS' MAXIMUM LIABILITY UNDER THIS WARRANTY SHALL IN NO EVENT EXCEED THE PURCHASE PRICE OF THE PRODUCT. Some states do not allow limitations on how long an implied warranty lasts or the exclusion or limitation of incidental or consequential damages and in such states the above limitations or exclusions may not apply. This limited warranty gives the purchaser specific legal rights and the purchaser may have other rights that may vary from state to state.

Technical Information

Hotchkis Performance makes every effort to ensure that you are provided with the most accurate and up-to-date technical information. However, all technical information is approximate and may vary upon application. Additional suspension components may be needed in some applications, depending upon the make, model, engine and chassis of the vehicle. Hotchkis Performance is not responsible for any consequences resulting from manufacturer's technical mid-year changes. Hotchkis Performance products should only be installed by a qualified, licensed auto mechanic experienced in the installation of such products.

Warranty Claim Procedure:

The answer to ALL the following questions should be YES before making a warranty claim:

- **Did you register the product at www.hotchkis.net or via the mail-in warranty card within 30 days of purchase?**
- **Is the product appropriate to your application?**
- **Did you carefully and thoroughly read the instructions provided along with the product?**
- **Do you have the original invoice or sales receipt?**
- **Is the return date within 36 months from the purchase date?**
- **Are you the original purchaser?**
- **Was the product properly installed by a qualified, licensed auto mechanic?**
- **Has the product been installed on the original vehicle on which it was installed at all times?**
- **Is the product unmodified and clean?**
- **Is the reason for return a legitimate product defect?**

If the answer to all these questions is YES, please contact our Customer Service Department at (562) 907-7757. You will be given a Returned Goods Authorization Number (RGA) valid for 60 days. You will also be asked to ship the product prepaid to our facility. All shipments MUST be (i) prepaid, (ii) include the original invoice or sales receipt, (iii) show the RGA on the outside of the package and (iv) include your name, address, make and model of the vehicle, and a brief description of the claimed defect, including the circumstances under which the defect occurred. If the warranty claim is deemed valid then Hotchkis will estimate shipping costs to return the repaired or replacement part and contact you for payment. Hotchkis's Limited warranty requires that any repaired or replaced product will be returned to the sender excluding the cost of freight. Warranty related inquires should be sent to the following address:

**HOTCHKIS PERFORMANCE, LLC
C/O CUSTOMER SERVICE
8633 Sorensen Avenue**

SANTA FE SPRINGS, CA 90670

Hotchkis Performance will not accept product returns without the RGA number, receipt and the information described above. C.O.D. or collect shipments will be refused. Once the returns are received at Hotchkis Performance, we will evaluate the products, verify the sales receipt, and investigate the warranty claim. Any repaired or replaced product will be returned to the sender.

Effective December 1, 2010. This return policy and limited warranty supersedes all previous policy and warranty statements. Policies and warranties are subject to change without notice. Hotchkis Performance is not responsible for printing errors.