

Rear Sway Bar Kit 22390R 67-72 C-10 Truck

*Thank you for your purchase from our new line of Chevy parts.
Please call us at 877 - 4NO - ROLL if you have any questions
regarding the service or installation of your Hotchkis Performance products.*

**IMPORTANT: PLEASE READ THE ENTIRE INSTRUCTION MANUAL BEFORE
STARTING THIS INSTALLATION. THIS INSTALLATION DEPICTS A TRUCK THAT
DID NOT HAVE A SWAY BARS FROM FACTORY.**



Installation of Hotchkis Rear Sway Bar


1R *Raising Car*

Raise rear of the vehicle by using a 4 post lift or drive-on ramps. Securely block the front wheels of the vehicle. Do not remove the rear wheels during installation. It is imperative that the vehicle is at ride height for this installation.

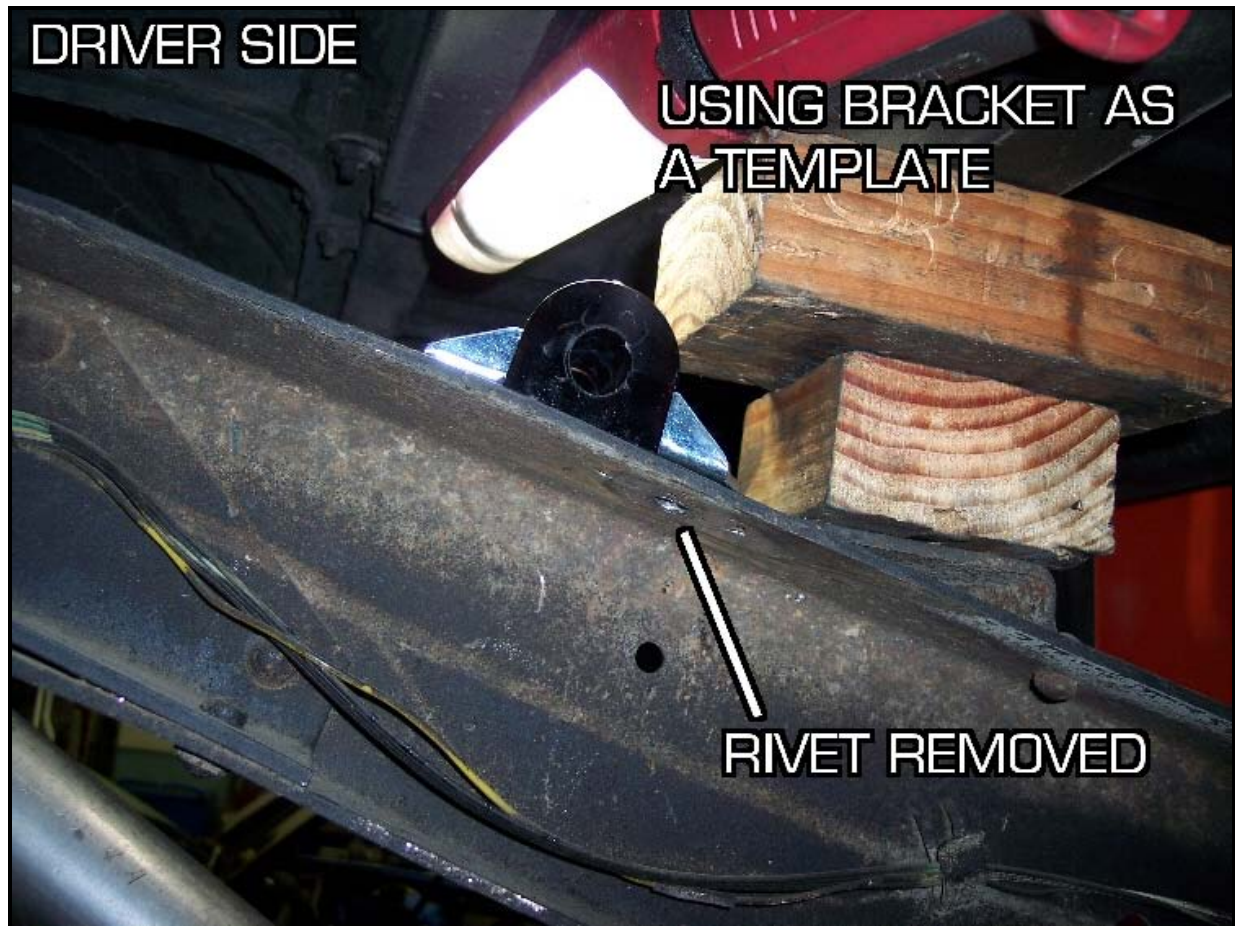


2R *Drill holes for Bushing Bracket*

We need to mount the bushing brackets onto the frame rails under the bed. Each bracket uses 2 holes for mounting. One of these holes is an existing hole occupied by a rivet. The other hole will need to be drilled. First, locate the factory rivet along the top section of the frame rails.




Use an air chisel to cut the head off and pop out the rivet with a punch. This hole will be your forward hole.



You will need to use the bushing bracket as a template to locate the rearward hole. Place the bracket over the rivet hole and mark the frame for the second hole. Using an 90° angle drill and a short 3/8" drill bit, drill the rearward hole. If you do not have a short enough drill bit or angle drill, you may need to raise the rear bed and drill from the top. (refer to your shop manual for disconnecting the bed) The bed would only need to be raised enough to fit your drill above. (NOTE: Pictures show the drilling down with the truck bed raised. The bushing and bracket does not mount to the top! This is only done to mark the hole location)






Once you have the 2 holes on each frame rail, we can install the sway bar, bushings and brackets. First, grease the inside surface of the D-shaped bushing. Install the bushings onto the sway bar ends. Next, install the bushing brackets onto the bushings.



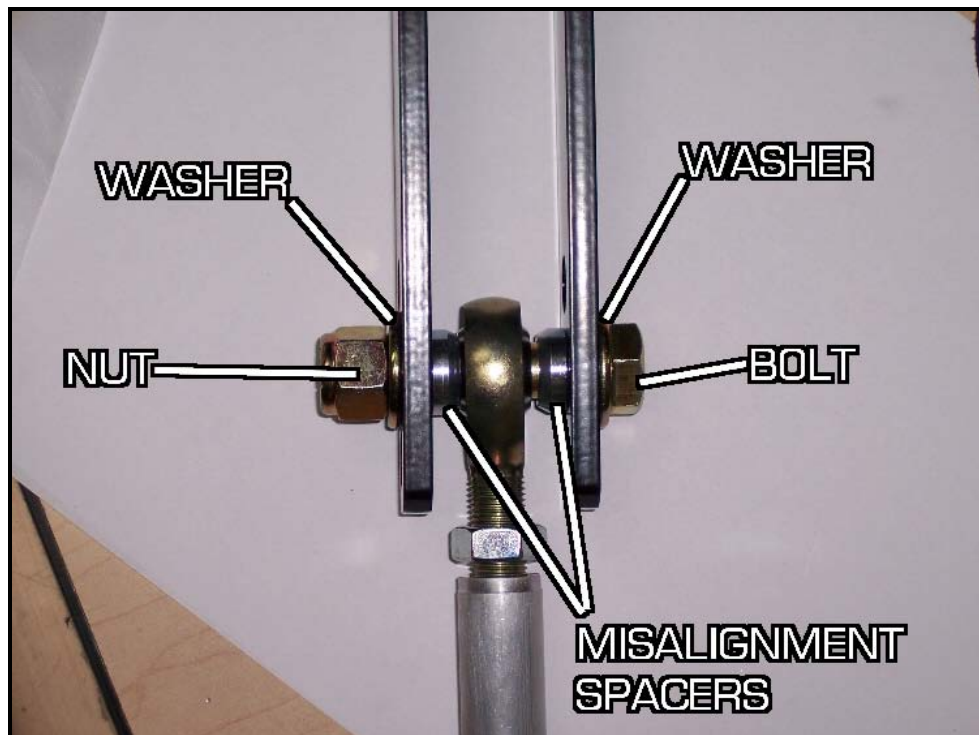
Position the sway bar onto the truck as shown. The sway bar lever arms point towards the rear. Use the hardware from bag #17118-1 to mount the bushing bracket to the frame. The longer bolts (1.25") are for the front hole and the shorter bolts (1") mount the rear holes. Center the bracket so that the holes are in the middle of the bracket slots. Fully tighten the bolts.





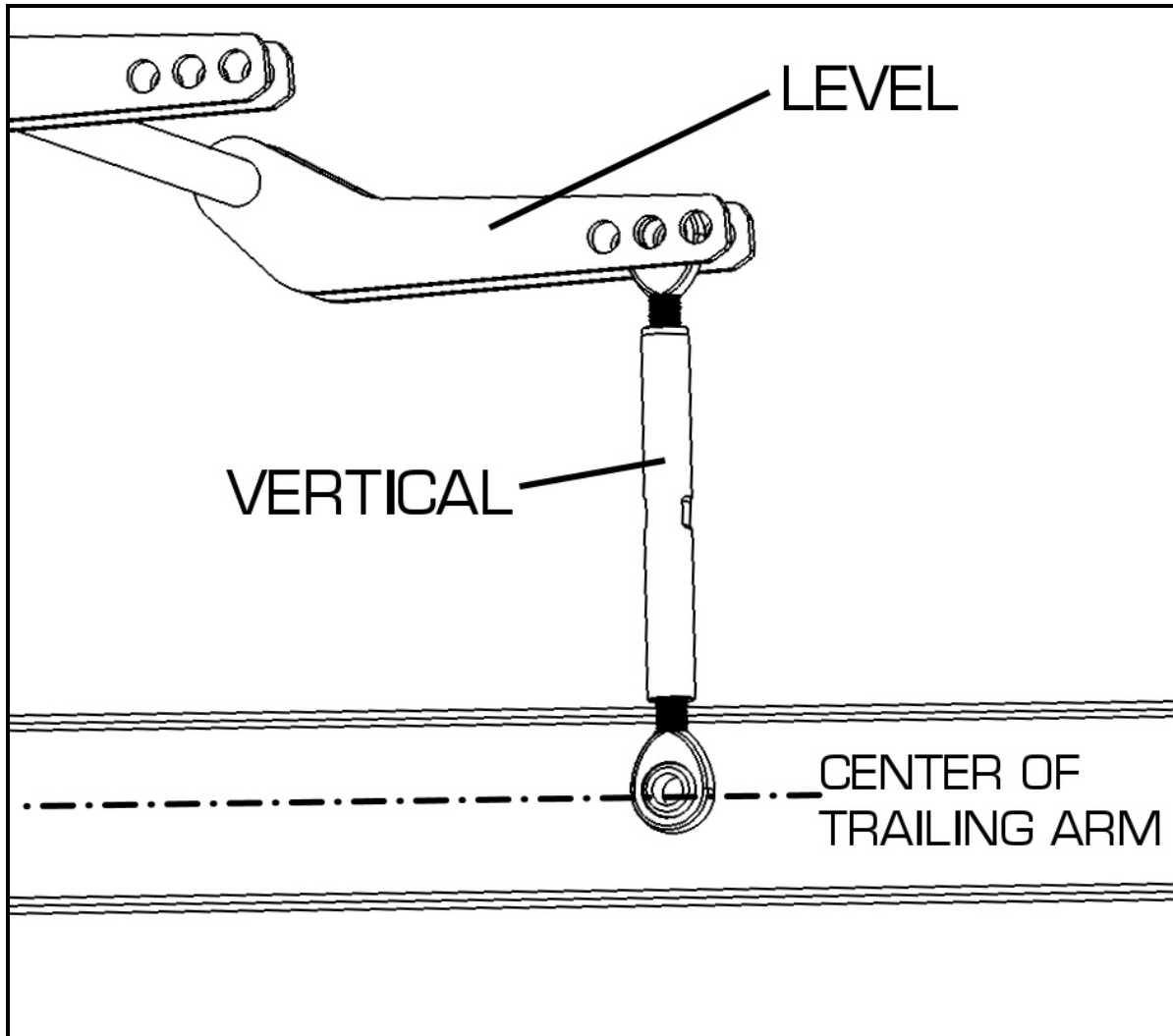
4R *Connect End Links*

Now that the bar is in place, we will attach the end links to the sway bar. Using bag#17118-2 hardware and included misalignment spacers, mount the end link rod ends to the sway bar lever arms. Use the center hole for now.



5R *Drill the Trailing Arm Mount Hole*

With the end links attached to the sway bar, adjust the length of the end links so that the sway bar lever arms are near level when the lower rod ends are in the center of the trailing arm. Also make sure the end links are vertical. Mark the hole center and drill the trailing arm with a 3/8" drill bit.





6R *Weld Support Gusset*


Use hardware bag#17118-3 and mount the support gusset as shown in the picture. Grind away any rust, paint or dirt near the top and bottom of gusset. Stitch weld the top and bottom edges of the gusset to the trailing arm. Spray paint the gusset once you finished welding.






7R *Finish Mounting the End Link*

Use the rest of the hardware from bag#17118-3 to mount the lower end of the end link to the trailing arm as shown in the picture below. Fully tighten all hardware including the jam nuts on the links at this time. You are finished with the rear sway bar installation!





*Check out our other great products for your C10 Pickup at
Hotchkis.net*

- 19390 Sport Coil Springs (4/6 Drop)
- 11390U Tubular Upper A-Arms (Improved Camber Curve)
- 11390L Tubular Lower A-Arms (Increased Caster for Stability and Cornering Grip)
- 18390 Rear Suspension Package (Quality rear shocks and longer/lower track bar for improved rear grip)
- 22390 Sway Bar Kit (Reduce Body Roll and Enhance Vehicle Response)
- 30390 Anti-Squat Kit (Increased anti-squat for better launches)
- 70390 Front Shock Kit (Re-positions front Bilstein shocks for more travel for lowered trucks)

Hotchkis Performance LLC
Return Policy & Limited Warranty



Effective December 1, 2010 all Hotchkis products must be registered to qualify for warranty at www.hotchkis.net or via the mail-in warranty card, included with the product, within 30 days of the original purchase date.

IMPORTANT: This warranty supersedes all other warranties included with this product.

Return Policy

We want you to be completely satisfied with your Hotchkis Performance product. For products, presenting signs of shipping damage please contact the freight carrier immediately. All our products are guaranteed to be free from manufacturer's defects. If your order arrives with a manufacture defect, please contact our Customer Service Department at (562) 907-7757. You will be assigned a Returned Goods Authorization Number (RGA). The package you return must show the RGA on the outside of the package, include the original invoice and be shipped prepaid to our facility. The product has to be unused and in its original packaging materials. Exchanges or refunds made after 30 days will be subject to a 20% restocking charge. **If you purchased your Hotchkis Performance product from an authorized dealer, you are still covered by this return policy. All returns however, should be made to your dealer, not to Hotchkis Performance directly.**

Limited Warranty

Hotchkis Performance offers a Limited Warranty against defects in materials and workmanship for the term of 36 months (3 years) from the date of purchase of this product. This Warranty only applies to the original retail purchaser who retains ownership of the vehicle on which the product was originally installed. If the product is determined to be defective, Hotchkis Performance will repair, replace or refund the purchase price of the defective product at Hotchkis Performance's sole discretion, which shall fully satisfy and discharge any and all warranty claims. Any repaired or replaced product will be returned to the sender excluding the cost of freight. **Products must be registered to qualify for warranty at www.hotchkis.net or via the mail-in warranty card, included with the product, within 30 days of the original purchase date.**

Exclusions from Warranty

Items offered but not manufactured by Hotchkis Performance are warranted according to the manufacturer's terms and are not covered by this limited warranty. Hotchkis Performance shall not be responsible for any labor, removal, installation, re-installation or maintenance costs. This warranty does not cover the cosmetic finish or plating of any product or any normal wear and tear to any product including, but not limited to bushings, brackets, end-links, hardware, steering components, shocks or springs. In addition, this warranty does not apply to any products that have been:

- Improperly installed or installed by someone other than a qualified, licensed auto mechanic experienced in the installation and removal of suspension products;
- Improperly serviced, misused, or modified, altered or subjected to abuse, negligence, accident or collision;
- Installed in any vehicle that has been modified;
- Installed on any vehicle that has carried loads in excess of automobile manufacturer suggested weight limits; or
- Installed on any vehicle that has been subject to abnormal or excessive use, including rallying, racing, or racing-type activities or off-road use.

Limitation of Warranty

This limited warranty is the entire and only warranty for the products and may not be modified or supplemented by any other person or company in any form. Any description of the products, by anyone, is for the sole purpose of identifying them and is not part of the basis of the bargain, and does not constitute a warranty that the products will conform to that description. The statements of any salesperson do not constitute part of this limited warranty and cannot be relied upon as a warranty.

THERE ARE NO WARRANTIES, EXPRESSED OR IMPLIED, INCLUDING ANY IMPLIED WARRANTIES OF MERCHANTABILITY OR FITNESS FOR A PARTICULAR PURPOSE, WHICH EXTEND BEYOND THE DESCRIPTION ON THE FACE HEREOF. ANY IMPLIED WARRANTIES ARE DISCLAIMED TO THE FULLEST EXTENT PERMITTED BY LAW. THIS WARRANTY DOES NOT COVER CONSEQUENTIAL DAMAGES, LOSS OF TIME OR REVENUES, INCONVENIENCE, LOSS OF USE OF THE VEHICLE, DAMAGE TO THE VEHICLE OR COMPONENTS OF THE VEHICLE, ANY OTHER TYPE OF CONSEQUENTIAL DAMAGES, OR OTHER INCIDENTAL OR INDIRECT DAMAGES. HOTCHKIS' MAXIMUM LIABILITY UNDER THIS WARRANTY SHALL IN NO EVENT EXCEED THE PURCHASE PRICE OF THE PRODUCT. Some states do not allow limitations on how long an implied warranty lasts or the exclusion or

limitation of incidental or consequential damages and in such states the above limitations or exclusions may not apply. This limited warranty gives the purchaser specific legal rights and the purchaser may have other rights that may vary from state to state.

Technical Information

Hotchkis Performance makes every effort to ensure that you are provided with the most accurate and up-to-date technical information. However, all technical information is approximate and may vary upon application. Additional suspension components may be needed in some applications, depending upon the make, model, engine and chassis of the vehicle. Hotchkis Performance is not responsible for any consequences resulting from manufacturer's technical mid-year changes. Hotchkis Performance products should only be installed by a qualified, licensed auto mechanic experienced in the installation of such products.

Warranty Claim Procedure:

The answer to ALL the following questions should be YES before making a warranty claim:

- Did you register the product at www.hotchkis.net or via the mail-in warranty card within 30 days of purchase?
- Is the product appropriate to your application?
- Did you carefully and thoroughly read the instructions provided along with the product?
- Do you have the original invoice or sales receipt?
- Is the return date within 36 months from the purchase date?
- Are you the original purchaser?
- Was the product properly installed by a qualified, licensed auto mechanic?
- Has the product been installed on the original vehicle on which it was installed at all times?
- Is the product unmodified and clean?
- Is the reason for return a legitimate product defect?

If the answer to all these questions is YES, please contact our Customer Service Department at (562) 907-7757. You will be given a Returned Goods Authorization Number (RGA) valid for 60 days. You will also be asked to ship the product prepaid to our facility. All shipments MUST be (i) prepaid, (ii) include the original invoice or sales receipt, (iii) show the RGA on the outside of the package and (iv) include your name, address, make and model of the vehicle, and a brief description of the claimed defect, including the circumstances under which the defect occurred. If the warranty claim is deemed valid then Hotchkis will estimate shipping costs to return the repaired or replacement part and contact you for payment. Hotchkis's Limited warranty requires that any repaired or replaced product will be returned to the sender excluding the cost of freight. Warranty related inquiries should be sent to the following address:

HOTCHKIS PERFORMANCE, LLC
C/O CUSTOMER SERVICE
8633 Sorensen Avenue
SANTA FE SPRINGS, CA 90670

Hotchkis Performance will not accept product returns without the RGA number, receipt and the information described above. C.O.D. or collect shipments will be refused. Once the returns are received at Hotchkis Performance, we will evaluate the products, verify the sales receipt, and investigate the warranty claim. Any repaired or replaced product will be returned to the sender.

Effective December 1, 2010. This return policy and limited warranty supersedes all previous policy and warranty statements. Policies and warranties are subject to change without notice. Hotchkis Performance is not responsible for printing errors.