

Sway Bar Kit 65-66 Ford Galaxie 22389

*Thank you for your purchase from our new line of Galaxie parts.
Please call us at 877 - 4NO - ROLL if you have any questions
regarding the service or installation of your Hotchkis Performance products.*

IMPORTANT: PLEASE READ THE ENTIRE INSTRUCTION MANUAL BEFORE
STARTING THIS INSTALLATION.

THE HOTCHKIS REAR SWAY BAR REQUIRES THE INSTALLATION
OF HOTCHKIS LOWER TRAILING ARMS (P/N 1319) IN ORDER TO INSTALL.

Front Installation



1F *Gain Access to the Front End*

Drive the front onto floor ramps or raise front end with floor jack. If you are using a floor jack place jack stands in proper position to secure the vehicle.



2F Remove Original Sway Bar

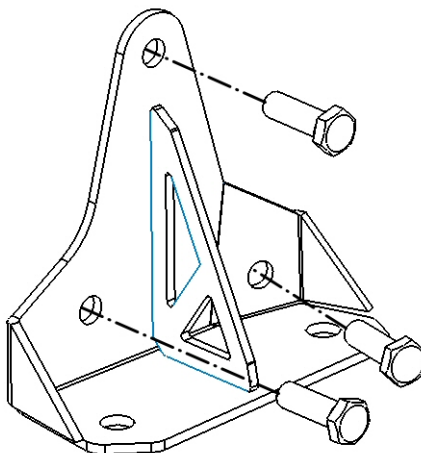
Uninstall the original sway bar by unbolting the bushing brackets from the frame and disconnecting the end links. You may discard the bar and the end links, but keep the 3 frame bolts from each side.






- 3F Install Frame Brackets
Using the included hardware, install the Hotchkis frame brackets as shown in the diagram. You can full tighten this hardware. Note there is a left and right bracket.

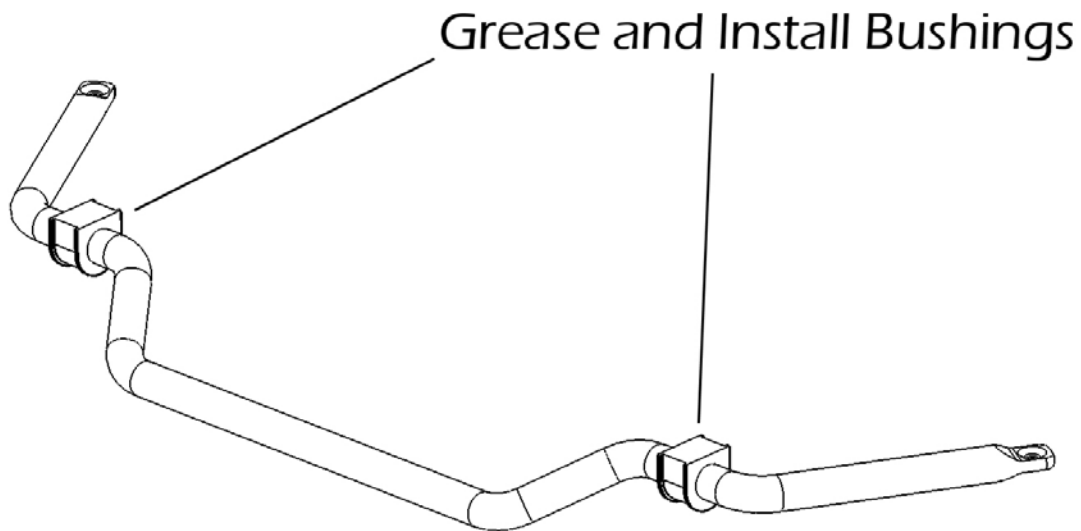
DRIVER SIDE



Reinstall OE Bolts

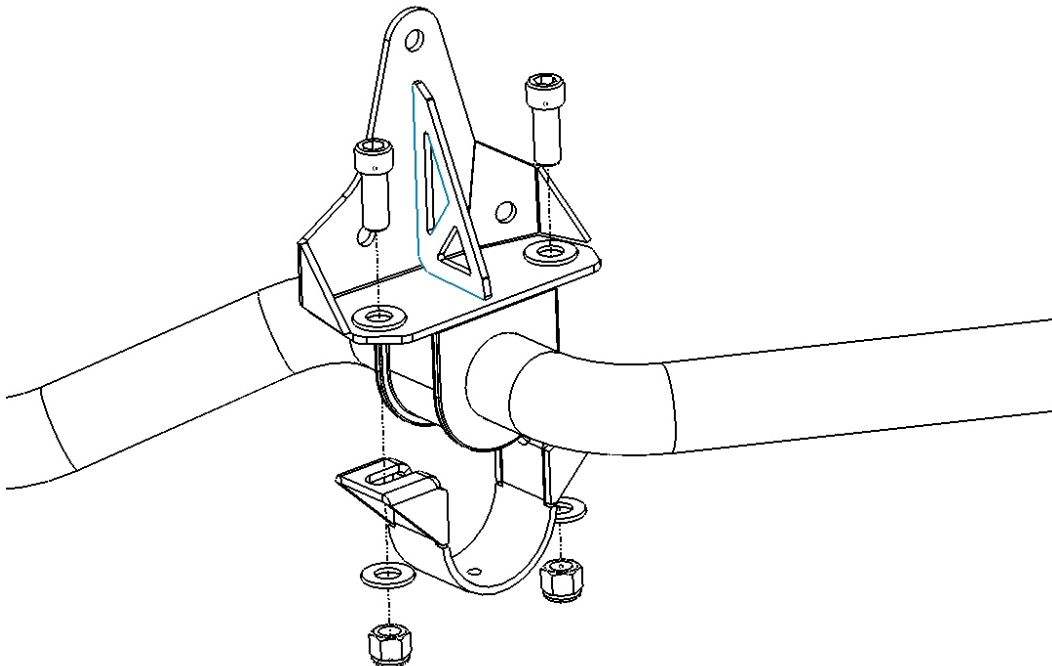


- 4F Install bushings onto bar
Grease the inner surface of the Hotchkis bushings with the provided silicon lube.
Install the bushings onto the bar as shown on the diagram.




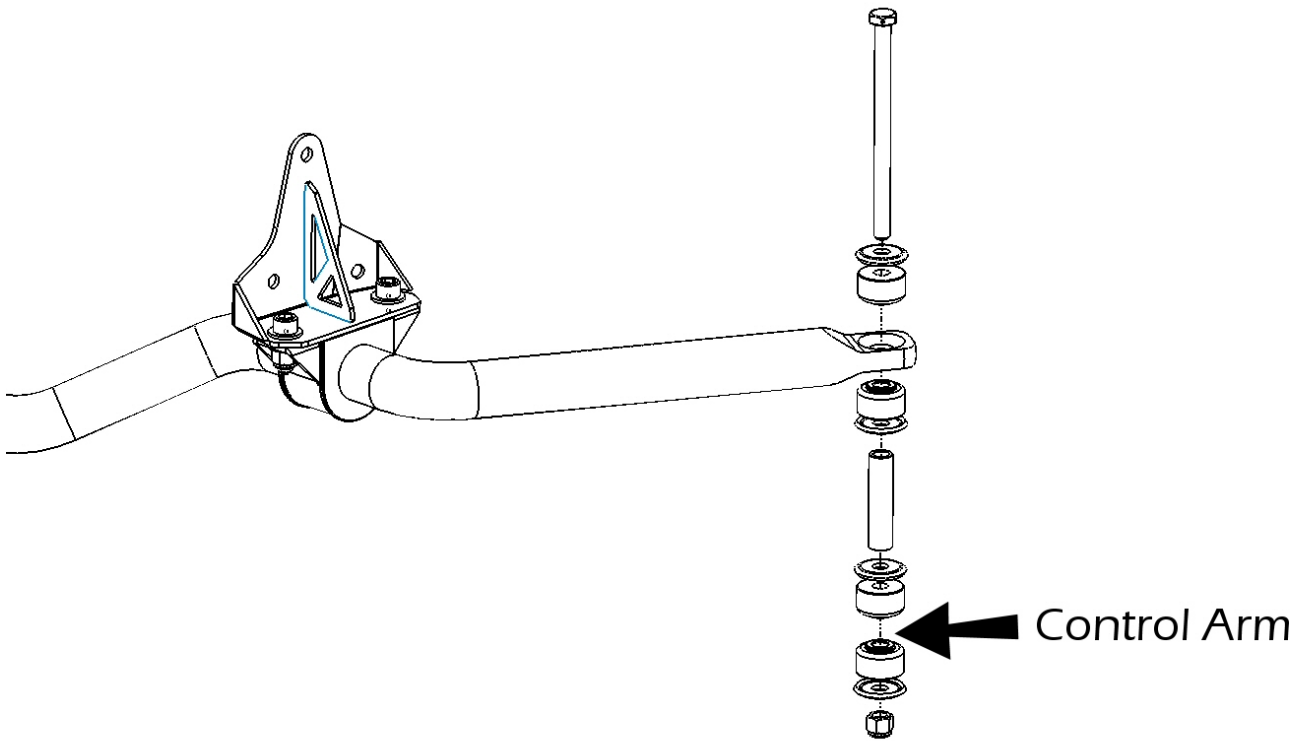


- 5F Attach the Bushing Mounts
Position the sway bar on the vehicle and slide the bushing brackets over the bushings. With the provided hardware, bolt the bushing brackets onto the frame brackets. Do not fully tighten the bolts at this time.



6F Attach the End Links

Using the 9.8125G end link kit, install the end links as shown in the diagram. It is typically easier to leave the first end link loose until you start the other side. Once both end links are assembled, completely tighten the end links. You know when the links are completely tight when the bushings bulge slightly.



- 7F Finish Tightening Bushing Brackets
After the end links are fully tightened, we can now completely tighten the bushing brackets from step 5F. Safely lower the vehicle back onto the ground and you are finished with the installation.



Rear Installation

IMPORTANT NOTE:

THE HOTCHKIS REAR SWAY BAR REQUIRES THE INSTALLATION OF HOTCHKIS LOWER TRAILING ARMS (P/N 1319) IN ORDER TO INSTALL.

1R *Gain Access to the Rear End*


Drive the rear onto floor ramps or raise rear end with floor jack. If you are using a floor jack place jack stands in proper position to secure the vehicle.



2R *Install the Dogbone End Links*

Your rear sway bar will mount to the rear axle tubes, but we will need to attach the dogbone end links to the Hotchkis lower control arms. Using the provided hardware, install the longer end link bolt (w/ washer) through the trailing arm.





Lube the sides of the bushing on the dogbone and install onto the trailing arm.



Insert the sway bar end bolts as shown below. Position the bar up to the car and attach the end link to the end of the bar. The hole closest to the end of the bar is the softer of the two holes. Spin the washer and nut onto the end link bolts by hand. Do not fully tighten yet.




3R *Install the Bushing Mounts*


Grease the inner surface of the sway bar bushings. Install the bushings onto the bar.



Rotate the bar up to the axle tubes and see if the brake line tabs on the axle are in the way of the U-bolts or axle brackets. If the brake line tabs are in the way, they will need to be cut off and relocated.







Sandwich the axle bracket and bushing bracket with the u-bolt. Use washers with the nylock nuts provided.





Fully tighten all hardware at this time.



Hotchkis Performance LLC Return Policy & Limited Warranty

Effective December 1, 2010 all Hotchkis products must be registered to qualify for warranty at www.hotchkis.net or via the mail-in warranty card, included with the product, within 30 days of the original purchase date.

IMPORTANT: This warranty supersedes all other warranties included with this product.

Return Policy

We want you to be completely satisfied with your Hotchkis Performance product. For products, presenting signs of shipping damage please contact the freight carrier immediately. All our products are guaranteed to be free from manufacturer's defects. If your order arrives with a manufacture defect, please contact our Customer Service Department at (562) 907-7757. You will be assigned a Returned Goods Authorization Number (RGA). The package you return must show the RGA on the outside of the package, include the original invoice and be shipped prepaid to our facility. The product has to be unused and in its original packaging materials. Exchanges or refunds made after 30 days will be subject to a 20% restocking charge. If you purchased your Hotchkis Performance product from an authorized dealer, you are still covered by this return policy. All returns however, should be made to your dealer, not to Hotchkis Performance directly.

Limited Warranty

Hotchkis Performance offers a Limited Warranty against defects in materials and workmanship for the term of 36 months (3 years) from the date of purchase of this product. This Warranty only applies to the original retail purchaser who retains ownership of the vehicle on which the product was originally installed. If the product is determined to be defective, Hotchkis Performance will repair, replace or refund the purchase price of the defective product at Hotchkis Performance's sole discretion, which shall fully satisfy and discharge any and all warranty claims. Any repaired or replaced product will be returned to the sender excluding the cost of freight. Products must be registered to qualify for warranty at www.hotchkis.net or via the mail-in warranty card, included with the product, within 30 days of the original purchase date.

Exclusions from Warranty

Items offered but not manufactured by Hotchkis Performance are warranted according to the manufacturer's terms and are not covered by this limited warranty. Hotchkis Performance shall not be responsible for any labor, removal, installation, re-installation or maintenance costs. This warranty does not cover the cosmetic finish or plating of any product or any normal wear and tear to any product including, but not limited to bushings, brackets, end-links, hardware, steering components, shocks or springs. In addition, this warranty does not apply to any products that have been:

- Improperly installed or installed by someone other than a qualified, licensed auto mechanic experienced in the installation and removal of suspension products;
- Improperly serviced, misused, or modified, altered or subjected to abuse, negligence, accident or collision;
- Installed in any vehicle that has been modified;
- Installed on any vehicle that has carried loads in excess of automobile manufacturer suggested weight limits; or
- Installed on any vehicle that has been subject to abnormal or excessive use, including rallying, racing, or racing-type activities or off-road use.

Limitation of Warranty

This limited warranty is the entire and only warranty for the products and may not be modified or supplemented by any other person or company in any form. Any description of the products, by anyone, is for the sole purpose of identifying them and is not part of the basis of the bargain, and does not constitute a warranty that the products will conform to that description. The statements of any salesperson do not constitute part of this limited warranty and cannot be relied upon as a warranty.

THERE ARE NO WARRANTIES, EXPRESSED OR IMPLIED, INCLUDING ANY IMPLIED WARRANTIES OF MERCHANTABILITY OR FITNESS FOR A PARTICULAR PURPOSE, WHICH EXTEND BEYOND THE DESCRIPTION ON THE FACE HEREOF. ANY IMPLIED WARRANTIES ARE DISCLAIMED TO THE FULLEST EXTENT PERMITTED BY LAW. THIS WARRANTY DOES NOT

COVER CONSEQUENTIAL DAMAGES, LOSS OF TIME OR REVENUES, INCONVENIENCE, LOSS OF USE OF THE VEHICLE, DAMAGE TO THE VEHICLE OR COMPONENTS OF THE VEHICLE, ANY OTHER TYPE OF CONSEQUENTIAL DAMAGES, OR OTHER INCIDENTAL OR INDIRECT DAMAGES. HOTCHKIS' MAXIMUM LIABILITY UNDER THIS WARRANTY SHALL IN NO EVENT EXCEED THE PURCHASE PRICE OF THE PRODUCT. Some states do not allow limitations on how long an implied warranty lasts or the exclusion or limitation of incidental or consequential damages and in such states the above limitations or exclusions may not apply. This limited warranty gives the purchaser specific legal rights and the purchaser may have other rights that may vary from state to state.

Technical Information

Hotchkis Performance makes every effort to ensure that you are provided with the most accurate and up-to-date technical information. However, all technical information is approximate and may vary upon application. Additional suspension components may be needed in some applications, depending upon the make, model, engine and chassis of the vehicle. Hotchkis Performance is not responsible for any consequences resulting from manufacturer's technical mid-year changes. Hotchkis Performance products should only be installed by a qualified, licensed auto mechanic experienced in the installation of such products.

Warranty Claim Procedure:

- The answer to ALL the following questions should be YES before making a warranty claim:
- Did you register the product at www.hotchkis.net or via the mail-in warranty card within 30 days of purchase?
- Is the product appropriate to your application?
- Did you carefully and thoroughly read the instructions provided along with the product?
- Do you have the original invoice or sales receipt?
- Is the return date within 36 months from the purchase date?
- Are you the original purchaser?
- Was the product properly installed by a qualified, licensed auto mechanic?
- Has the product been installed on the original vehicle on which it was installed at all times?
- Is the product unmodified and clean?
- Is the reason for return a legitimate product defect?

If the answer to all these questions is YES, please contact our Customer Service Department at (562) 907-7757. You will be given a Returned Goods Authorization Number (RGA) valid for 60 days. You will also be asked to ship the product prepaid to our facility. All shipments MUST be (i) prepaid, (ii) include the original invoice or sales receipt, (iii) show the RGA on the outside of the package and (iv) include your name, address, make and model of the vehicle, and a brief description of the claimed defect, including the circumstances under which the defect occurred. If the warranty claim is deemed valid then Hotchkis will estimate shipping costs to return the repaired or replacement part and contact you for payment. Hotchkis's Limited warranty requires that any repaired or replaced product will be returned to the sender excluding the cost of freight. Warranty related inquiries should be sent to the following address:

HOTCHKIS PERFORMANCE, LLC
C/O CUSTOMER SERVICE
8633 Sorensen Avenue
SANTA FE SPRINGS, CA 90670

Hotchkis Performance will not accept product returns without the RGA number, receipt and the information described above. C.O.D. or collect shipments will be refused. Once the returns are received at Hotchkis Performance, we will evaluate the products, verify the sales receipt, and investigate the warranty claim. Any repaired or replaced product will be returned to the sender.

Effective December 1, 2010. This return policy and limited warranty supersedes all previous policy and warranty statements. Policies and warranties are subject to change without notice. Hotchkis Performance is not responsible for printing errors.