

HOTCHKIS SPORT SUSPENSION

1213 ADJUSTABLE UPPER TRAILING ARMS 59-64 CHEVROLET B-BODY



Thank you for your purchase from our line of classic Chevrolet B-body suspension parts.
Please call us at (877) 4NO-ROLL if you have any questions regarding your Hotchkis Performance products. Visit us online @ www.hotchkis.net

INSTALLATION OF HOTCHKIS PERFORMANCE ADJUSTABLE UPPER TRAILING ARMS

- 1) Securely block the front wheels of the vehicle. Use a jack to raise the rear of the vehicle and support with jack stands to the frame.
- 2) Remove the stock upper trailing arm by unbolting it from the frame and axle. **For Vehicles with two upper arms, remove and replace only one arm at a time** as this will help keep the axle aligned properly and make it easier for removal and replacement.



- 3) Check the stock arm mounting hole center-to-center measurement. The stock arm length should match the length of the Hotchkis upper arm center-to-center measurement.



If the Hotchkis arm does not match the center-to-center length of the stock arm then you should adjust the length to match. Loosen the jam nut and rotate the head. Turn the head **clockwise to shorten** the length, and **counter-clockwise to extend** the arm. Hand-tighten the jam nut against the head to hold it in place for the installation.

- 4) With the stock arm length matched, use the grease pack provided to apply a thick coat of grease to the bushing sides at each end of the arm. Apply a light coat of grease to the bushing contact areas on the frame and axle.



- 5) Install the Hotchkis arm with the bend in the arm towards the top and the adjustable head nearest to the axle. Insert the included hardware into the ends, and tighten the hardware at each end.



- 6) With the arm(s) in place, determine if any pinion angle adjustment is necessary. *For stock vehicles no adjustment should be required.* If the pinion angle needs to be adjusted **downwards**, the arm length needs to be **shortened**. If the angle needs to be adjusted **upwards**, the arm length should be **extended**.

You should only remove the bolt at the axle end of the arm to rotate the head once the arm is installed in the vehicle. One full rotation of the head (360deg) is approximately equal to 1/16" (.0625") of travel and 1/2 degree of camber adjustment.

The **stock Chevrolet** upper arm center-to-center length is **13-3/4" (13.750")**

The **maximum suggested** center-to-center length of the **Hotchkis** upper arm is **14" (14.00")**



The **minimum suggested** center-to-center length of the **Hotchkis** upper arm is **13-1/2" (13.50")**

Hotchkis arms can be lengthened or shortened 4 turns or 1/4" length over stock for a total of 2 degrees of positive pinion angle or 2 degrees negative.

IMPORTANT! There **MUST** be a **minimum of 1/2 inch** of **thread engagement** into the head for maximum strength!

- 7) Tighten the jam nut to secure the arm at the desired length and pinion angle.



IMPORTANT! The jam nut **MUST** be tight before usage. Then re-torque the jam nut after the first use.

- 8) Make sure the grease fittings are covered with the included zerk caps, and that all hardware has been properly tightened. Remove jack stands from under the vehicle with a jack and you're done!

IMPORTANT! Check all hardware after the first five miles. For maintenance, use the zerk fittings to grease the bushings at least once a year (15,000 miles) or when excessive noise occurs. Use a non-lithium based grease only. Lithium based grease can wash out with water.

59-64 Chevrolet B-Body Adj. Rear Upper Arm Kit, Parts List P/N 1213

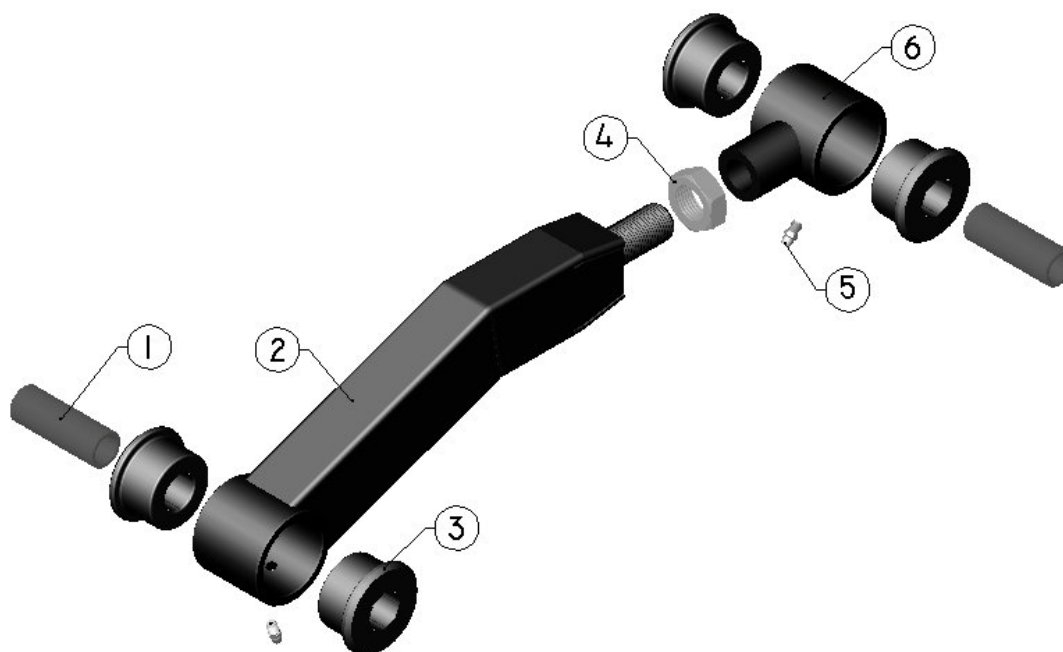
| | Hotchkis P/N | Item Description | Quantity Per Kit |
|---|--------------|---|------------------|
| 1 | 16410005 | Bushing Sleeve, 59-64 Chevrolet B-body | 2 |
| 2 | 12910005 | Upper Trailing Arm Body, 59-64 Chevrolet B-body | 1 |
| 3 | 2438.01 | Trailing Arm Bushing, 59-64 Chevrolet B-body | 4 |
| 4 | 7/8-14 JAM | 7/8" Right Hand Jamb Nut | 1 |
| 5 | 7201 | Short Zerk Fitting | 2 |
| 6 | 12410148 | Adjustable Head, 1200 Series | 1 |

Hardware Included in Kit 1733 (one per kit 1213)

| | | | |
|---|--------------|--------------------|---|
| 7 | 5/8-18X4HEX | 5/8" Hex Head Bolt | 2 |
| 8 | 5/8 SAE | 5/8" Flat Washer | 4 |
| 9 | 5/8-18NYLOCK | 5/8" Nylock Nut | 2 |

Items Not Shown

| | | | |
|----|---------|-------------------------|---|
| 10 | GC-5B | Grease Zerk Caps, Black | 2 |
| 11 | 9.11108 | Grease Pack | 1 |
| 12 | n/a | Instruction Set | 1 |





CHECK OUT EVERYTHING ELSE HOTCHKIS PERFORMANCE MAKES FOR YOUR 59-64 B-BODY CHEVROLET!!



Tubular front and rear sport sway bar set!

- ✓ *Improves handling without adding extra pounds!*
- ✓ *Includes brackets to add a stock power steering unit and front end-link mounts for cars without a stock sway bar!*



Boxed lower trailing arms to help stiffen up the rear end!



Double adjustable pan-hard rod to help center the axle!

**Visit Hotchkis Performance on the web at www.hotchkis.net or
Call (562) 907-7757 to order!**



Hotchkis Performance LLC Return Policy & Limited Warranty

Effective December 1, 2010 all Hotchkis products must be registered to qualify for warranty at www.hotchkis.net or via the mail-in warranty card, included with the product, within 30 days of the original purchase date.

IMPORTANT: This warranty supersedes all other warranties included with this product.

Return Policy

We want you to be completely satisfied with your Hotchkis Performance product. For products, presenting signs of shipping damage please contact the freight carrier immediately. All our products are guaranteed to be free from manufacturer's defects. If your order arrives with a manufacture defect, please contact our Customer Service Department at (562) 907-7757. You will be assigned a Returned Goods Authorization Number (RGA). The package you return must show the RGA on the outside of the package, include the original invoice and be shipped prepaid to our facility. The product has to be unused and in its original packaging materials. Exchanges or refunds made after 30 days will be subject to a 20% restocking charge. **If you purchased your Hotchkis Performance product from an authorized dealer, you are still covered by this return policy. All returns however, should be made to your dealer, not to Hotchkis Performance directly.**

Limited Warranty

Hotchkis Performance offers a Limited Warranty against defects in materials and workmanship for the term of 36 months (3 years) from the date of purchase of this product. This Warranty only applies to the original retail purchaser who retains ownership of the vehicle on which the product was originally installed. If the product is determined to be defective, Hotchkis Performance will repair, replace or refund the purchase price of the defective product at Hotchkis Performance's sole discretion, which shall fully satisfy and discharge any and all warranty claims. Any repaired or replaced product will be returned to the sender excluding the cost of freight. **Products must be registered to qualify for warranty at www.hotchkis.net or via the mail-in warranty card, included with the product, within 30 days of the original purchase date.**

Exclusions from Warranty

Items offered but not manufactured by Hotchkis Performance are warranted according to the manufacturer's terms and are not covered by this limited warranty. Hotchkis Performance shall not be responsible for any labor, removal, installation, re-installation or maintenance costs. This warranty does not cover the cosmetic finish or plating of any product or any normal wear and tear to any product including, but not limited to bushings, brackets, end-links, hardware, steering components, shocks or springs. In addition, this warranty does not apply to any products that have been:

- **Improperly installed or installed by someone other than a qualified, licensed auto mechanic experienced in the installation and removal of suspension products;**
- **Improperly serviced, misused, or modified, altered or subjected to abuse, negligence, accident or collision;**
- **Installed in any vehicle that has been modified;**
- **Installed on any vehicle that has carried loads in excess of automobile manufacturer suggested weight limits; or**
- **Installed on any vehicle that has been subject to abnormal or excessive use, including rallying, racing, or racing-type activities or off-road use.**

Limitation of Warranty

This limited warranty is the entire and only warranty for the products and may not be modified or supplemented by any other person or company in any form. Any description of the products, by

anyone, is for the sole purpose of identifying them and is not part of the basis of the bargain, and does not constitute a warranty that the products will conform to that description. The statements of any salesperson do not constitute part of this limited warranty and cannot be relied upon as a warranty.

THERE ARE NO WARRANTIES, EXPRESSED OR IMPLIED, INCLUDING ANY IMPLIED WARRANTIES OF MERCHANTABILITY OR FITNESS FOR A PARTICULAR PURPOSE, WHICH EXTEND BEYOND THE DESCRIPTION ON THE FACE HEREOF. ANY IMPLIED WARRANTIES ARE DISCLAIMED TO THE FULLEST EXTENT PERMITTED BY LAW. THIS WARRANTY DOES NOT COVER CONSEQUENTIAL DAMAGES, LOSS OF TIME OR REVENUES, INCONVENIENCE, LOSS OF USE OF THE VEHICLE, DAMAGE TO THE VEHICLE OR COMPONENTS OF THE VEHICLE, ANY OTHER TYPE OF CONSEQUENTIAL DAMAGES, OR OTHER INCIDENTAL OR INDIRECT DAMAGES. HOTCHKIS' MAXIMUM LIABILITY UNDER THIS WARRANTY SHALL IN NO EVENT EXCEED THE PURCHASE PRICE OF THE PRODUCT. Some states do not allow limitations on how long an implied warranty lasts or the exclusion or limitation of incidental or consequential damages and in such states the above limitations or exclusions may not apply. This limited warranty gives the purchaser specific legal rights and the purchaser may have other rights that may vary from state to state.

Technical Information

Hotchkis Performance makes every effort to ensure that you are provided with the most accurate and up-to-date technical information. However, all technical information is approximate and may vary upon application. Additional suspension components may be needed in some applications, depending upon the make, model, engine and chassis of the vehicle. Hotchkis Performance is not responsible for any consequences resulting from manufacturer's technical mid-year changes. Hotchkis Performance products should only be installed by a qualified, licensed auto mechanic experienced in the installation of such products.

Warranty Claim Procedure:

The answer to ALL the following questions should be YES before making a warranty claim:

- **Did you register the product at www.hotchkis.net or via the mail-in warranty card within 30 days of purchase?**
- **Is the product appropriate to your application?**
- **Did you carefully and thoroughly read the instructions provided along with the product?**
- **Do you have the original invoice or sales receipt?**
- **Is the return date within 36 months from the purchase date?**
- **Are you the original purchaser?**
- **Was the product properly installed by a qualified, licensed auto mechanic?**
- **Has the product been installed on the original vehicle on which it was installed at all times?**
- **Is the product unmodified and clean?**
- **Is the reason for return a legitimate product defect?**

If the answer to all these questions is YES, please contact our Customer Service Department at (562) 907-7757. You will be given a Returned Goods Authorization Number (RGA) valid for 60 days. You will also be asked to ship the product prepaid to our facility. All shipments MUST be (i) prepaid, (ii) include the original invoice or sales receipt, (iii) show the RGA on the outside of the package and (iv) include your name, address, make and model of the vehicle, and a brief description of the claimed defect, including the circumstances under which the defect occurred. If the warranty claim is deemed valid then Hotchkis will estimate shipping costs to return the repaired or replacement part and contact you for payment. Hotchkis's Limited warranty requires that any repaired or replaced product will be returned to the sender excluding the cost of freight. Warranty related inquiries should be sent to the following address:

**HOTCHKIS PERFORMANCE, LLC
C/O CUSTOMER SERVICE
8633 Sorensen Avenue**

SANTA FE SPRINGS, CA 90670

Hotchkis Performance will not accept product returns without the RGA number, receipt and the information described above. C.O.D. or collect shipments will be refused. Once the returns are received at Hotchkis Performance, we will evaluate the products, verify the sales receipt, and investigate the warranty claim. Any repaired or replaced product will be returned to the sender.

Effective December 1, 2010. This return policy and limited warranty supersedes all previous policy and warranty statements. Policies and warranties are subject to change without notice. Hotchkis Performance is not responsible for printing errors.

HOTCHKIS **HOTCHKIS** **SPORT SUSPENSION**

1313 LOWER TRAILING ARMS **59-64 CHEVROLET B-BODY**



**Thank you for your purchase from our line of classic Chevrolet B-body suspension parts..
Please call us at (877) 4NO-ROLL if you have any questions regarding your Hotchkis
Performance products.**

INSTALLATION OF HOTCHKIS PERFORMANCE LOWER TRAILING ARMS

WARNING: This installation involves the removal and re-installation of the rear coil springs. Springs should be removed and installed by a trained technician for your safety.

- 1) Securely block the front wheels of the vehicle. Use a jack to raise the rear of the vehicle and support with jack stands to the frame.
- 2) Remove the screw retaining the brake line to the top of the trailing arm. Keep the stock hardware for re-installation later.





- 3) Unbolt the shock from the rear axle, and pull it clear of the mounting stud.




- 4) Remove the springs. Only a trained technician should attempt this. **USE EXTREME CAUTION!** *The stock springs are under a heavy stress load and can cause injury if removed improperly.*
- 5) With the springs no longer loading the arms you may loosen and remove the hardware attaching the arms to the body and axle. **Each arm should be removed and replaced separately** to help maintain the alignment of the axle. You may have to move the exhaust system to remove the bolt at the front of the arm.




The hardware at the rear of the arm is easily accessed and should be removed. Retain the stud for later use. With all the hardware removed the stock arm should drop out of place.




- 6) Use the grease provided to apply a heavy coat of grease to the bushings at both ends of the Hotchkis arm. Apply a light coat of grease to the bushing contact areas on the frame and axle.



- 7) Install the arm into the mounting locations on the frame and axle. Use the hardware kit provided and the original shock mount stud to secure the Hotchkis trailing arm in place. **Do not** tighten the hardware until both ends of the arm have been connected to the axle and frame.



- 8) Repeat removal and installation of the opposite lower arm.
- 9) Reinstall the springs. Only a trained technician should attempt this. Use the welded spring seat on the Hotchkis arms to center and mount the springs on each arm.
- 10) Reattach the brake line to the top of the Hotchkis arm using the tapped hole on the top of the trailing arm. Use the old mounting hardware.



- 11) Check that all hardware is in place and tightened. Cover the zerk fittings using the plastic caps provided. Remove the jack stands, and you're finished.



IMPORTANT! Check all hardware after the first five miles. For maintenance be sure to grease the bushings using the zerk fittings at least once a year (15,000 miles) or whenever excessive noise occurs. Use only a non-lithium based grease. Lithium based grease can wash out with water.



SEE NEXT PAGE FOR PARTS LIST

59-64 Chevrolet B-body Rear Lower Control Arms, Parts List

P/N 1313

| | Hotchkis P/N | Item Description | Quantity Per Kit |
|---|--------------|--|------------------|
| 1 | 13910005 | Lower Trailing Arm, 59-64 Chevrolet B-body | 2 |
| 2 | 16410005 | Bushing Sleeve, 59-64 Chevrolet B-body | 4 |
| 3 | 2438.01 | Bushing, 59-64 Chevrolet B-body | 4 |

Hardware Included in Kit 1732 (one per kit 1313)

| | | | |
|---|--------------|------------------|---|
| 4 | 5/8-18X4HEX | 5/8" Hex Bolt | 2 |
| 5 | 5/8 SAE | 5/8" Flat Washer | 6 |
| 6 | 5/8-18NYLOCK | 5/8" Nylock Nut | 4 |
| 7 | 1/2SAEWSRPLT | 1/2" Flat Washer | 2 |
| 8 | 1/2-20 NUT | 1/2" Nylock Nut | 2 |

Items Not Shown

| | | | |
|----|---------|-------------------------|---|
| 9 | 7203 | Tall Zerk Fitting | 4 |
| 10 | GC-5B | Grease Zerk Caps, Black | 4 |
| 11 | 9.11108 | Grease Pack | 1 |
| 12 | n/a | Instruction Set | 1 |



CHECK OUT EVERYTHING ELSE HOTCHKIS PERFORMANCE HAS FOR YOUR 59-64 CHEVY B-BODY!



Adjustable upper trailing arm eliminates pinion angle vibration!

Double adjustable panhard rod to help center the axle!

Sport Sway Bar set that includes a bracket to add stock power steering!

**Visit Hotchkis Performance on the web at www.hotchkis.net or
Call (562) 907-7757 to order**



Hotchkis Performance LLC Return Policy & Limited Warranty

Effective December 1, 2010 all Hotchkis products must be registered to qualify for warranty at www.hotchkis.net or via the mail-in warranty card, included with the product, within 30 days of the original purchase date.

IMPORTANT: This warranty supersedes all other warranties included with this product.

Return Policy

We want you to be completely satisfied with your Hotchkis Performance product. For products, presenting signs of shipping damage please contact the freight carrier immediately. All our products are guaranteed to be free from manufacturer's defects. If your order arrives with a manufacture defect, please contact our Customer Service Department at (562) 907-7757. You will be assigned a Returned Goods Authorization Number (RGA). The package you return must show the RGA on the outside of the package, include the original invoice and be shipped prepaid to our facility. The product has to be unused and in its original packaging materials. Exchanges or refunds made after 30 days will be subject to a 20% restocking charge. **If you purchased your Hotchkis Performance product from an authorized dealer, you are still covered by this return policy. All returns however, should be made to your dealer, not to Hotchkis Performance directly.**

Limited Warranty

Hotchkis Performance offers a Limited Warranty against defects in materials and workmanship for the term of 36 months (3 years) from the date of purchase of this product. This Warranty only applies to the original retail purchaser who retains ownership of the vehicle on which the product was originally installed. If the product is determined to be defective, Hotchkis Performance will repair, replace or refund the purchase price of the defective product at Hotchkis Performance's sole discretion, which shall fully satisfy and discharge any and all warranty claims. Any repaired or replaced product will be returned to the sender excluding the cost of freight. **Products must be registered to qualify for warranty at www.hotchkis.net or via the mail-in warranty card, included with the product, within 30 days of the original purchase date.**

Exclusions from Warranty

Items offered but not manufactured by Hotchkis Performance are warranted according to the manufacturer's terms and are not covered by this limited warranty. Hotchkis Performance shall not be responsible for any labor, removal, installation, re-installation or maintenance costs. This warranty does not cover the cosmetic finish or plating of any product or any normal wear and tear to any product including, but not limited to bushings, brackets, end-links, hardware, steering components, shocks or springs. In addition, this warranty does not apply to any products that have been:

- **Improperly installed or installed by someone other than a qualified, licensed auto mechanic experienced in the installation and removal of suspension products;**
- **Improperly serviced, misused, or modified, altered or subjected to abuse, negligence, accident or collision;**
- **Installed in any vehicle that has been modified;**
- **Installed on any vehicle that has carried loads in excess of automobile manufacturer suggested weight limits; or**
- **Installed on any vehicle that has been subject to abnormal or excessive use, including rallying, racing, or racing-type activities or off-road use.**

Limitation of Warranty

This limited warranty is the entire and only warranty for the products and may not be modified or supplemented by any other person or company in any form. Any description of the products, by anyone, is for the sole purpose of identifying them and is not part of the basis of the bargain, and

does not constitute a warranty that the products will conform to that description. The statements of any salesperson do not constitute part of this limited warranty and cannot be relied upon as a warranty.

THERE ARE NO WARRANTIES, EXPRESSED OR IMPLIED, INCLUDING ANY IMPLIED WARRANTIES OF MERCHANTABILITY OR FITNESS FOR A PARTICULAR PURPOSE, WHICH EXTEND BEYOND THE DESCRIPTION ON THE FACE HEREOF. ANY IMPLIED WARRANTIES ARE DISCLAIMED TO THE FULLEST EXTENT PERMITTED BY LAW. THIS WARRANTY DOES NOT COVER CONSEQUENTIAL DAMAGES, LOSS OF TIME OR REVENUES, INCONVENIENCE, LOSS OF USE OF THE VEHICLE, DAMAGE TO THE VEHICLE OR COMPONENTS OF THE VEHICLE, ANY OTHER TYPE OF CONSEQUENTIAL DAMAGES, OR OTHER INCIDENTAL OR INDIRECT DAMAGES. HOTCHKIS' MAXIMUM LIABILITY UNDER THIS WARRANTY SHALL IN NO EVENT EXCEED THE PURCHASE PRICE OF THE PRODUCT. Some states do not allow limitations on how long an implied warranty lasts or the exclusion or limitation of incidental or consequential damages and in such states the above limitations or exclusions may not apply. This limited warranty gives the purchaser specific legal rights and the purchaser may have other rights that may vary from state to state.

Technical Information

Hotchkis Performance makes every effort to ensure that you are provided with the most accurate and up-to-date technical information. However, all technical information is approximate and may vary upon application. Additional suspension components may be needed in some applications, depending upon the make, model, engine and chassis of the vehicle. Hotchkis Performance is not responsible for any consequences resulting from manufacturer's technical mid-year changes. Hotchkis Performance products should only be installed by a qualified, licensed auto mechanic experienced in the installation of such products.

Warranty Claim Procedure:

The answer to ALL the following questions should be YES before making a warranty claim:

- **Did you register the product at www.hotchkis.net or via the mail-in warranty card within 30 days of purchase?**
- **Is the product appropriate to your application?**
- **Did you carefully and thoroughly read the instructions provided along with the product?**
- **Do you have the original invoice or sales receipt?**
- **Is the return date within 36 months from the purchase date?**
- **Are you the original purchaser?**
- **Was the product properly installed by a qualified, licensed auto mechanic?**
- **Has the product been installed on the original vehicle on which it was installed at all times?**
- **Is the product unmodified and clean?**
- **Is the reason for return a legitimate product defect?**

If the answer to all these questions is YES, please contact our Customer Service Department at (562) 907-7757. You will be given a Returned Goods Authorization Number (RGA) valid for 60 days. You will also be asked to ship the product prepaid to our facility. All shipments MUST be (i) prepaid, (ii) include the original invoice or sales receipt, (iii) show the RGA on the outside of the package and (iv) include your name, address, make and model of the vehicle, and a brief description of the claimed defect, including the circumstances under which the defect occurred. If the warranty claim is deemed valid then Hotchkis will estimate shipping costs to return the repaired or replacement part and contact you for payment. Hotchkis's Limited warranty requires that any repaired or replaced product will be returned to the sender excluding the cost of freight. Warranty related inquires should be sent to the following address:

**HOTCHKIS PERFORMANCE, LLC
C/O CUSTOMER SERVICE
8633 Sorensen Avenue
SANTA FE SPRINGS, CA 90670**

Hotchkis Performance will not accept product returns without the RGA number, receipt and the information described above. C.O.D. or collect shipments will be refused. Once the returns are received at Hotchkis Performance, we will evaluate the products, verify the sales receipt, and investigate the warranty claim. Any repaired or replaced product will be returned to the sender.

Effective December 1, 2010. This return policy and limited warranty supersedes all previous policy and warranty statements. Policies and warranties are subject to change without notice. Hotchkis Performance is not responsible for printing errors.

HOTCHKIS SPORT SUSPENSION

1513 DOUBLE ADJUSTABLE PANHARD BAR 59-64 CHEVROLET B-BODY



Thank you for your purchase from our line of classic Chevrolet B-body suspension parts.
Please call us at (877) 4NO-ROLL if you have any questions regarding your Hotchkis
Performance products. Visit us online @ www.hotchkis.net

INSTALLATION OF HOTCHKIS PERFORMANCE DOUBLE ADJUSTABLE PANHARD BAR

- 1) Securely block the front wheels of the vehicle. Use a jack to raise the rear of the vehicle and support with jack stands to the frame.
- 2) Loosen and remove the hardware attaching both ends of the stock panhard rod at the frame and the axle.



- 3) Remove the stock panhard rod. Rotate the top end of the bar out of the bracket on the frame and then pull the bar off the stud on the axle.



- 4) Match the Hotchkis panhard rod to the stock Chevy panhard rod. To adjust the Hotchkis panhard rod, loosen then jam nuts at each end. Rotate the middle section to shorten or lengthen the bar. DO NOT rotate the ends of the rod individually as this will affect the maximum and minimum adjustment of the bar.



Loosely tighten the jamb nuts for installation once the bar is adjusted.

- 5) Use the grease packs provided to apply a heavy coat of grease to the sides of the bushings at each end of the rod. Apply a light coat of grease to the bushing contact areas at the base of the stud on the axle and inside the bracket on the frame.



- 6) Install the Hotchkis panhard rod by sliding the thick 9/16" washer over the stud on the axle. Then slide one end of the bar over the stud on the axle and place the 5/8" washer on the end of the stud. Rotate the bar up into the bracket on the frame and use the new hardware. Torque the hardware at each end of the panhard rod to 30ft/lbs.



- 7) With the ends of the panhard rod secured, you can make any final adjustments to the length of the bar by loosening the jam nuts and rotating the center section. Extend the bar to move the axle to the right. Shorten the bar to move the axle to the left.

The **stock Chevrolet** panhard bar center-to-center **length is 31-1/2"**

The **suggested maximum** center-to-center length of the **Hotchkis** panhard rod is **32"**

The **suggested minimum** center-to-center length of the **Hotchkis** panhard rod is **31"**

Be sure to tighten the jam nuts after making any adjustments to the length of the bar.

IMPORTANT: Torque the jam nuts before use. Re-torque the jam nuts after the first use!

- 8) Re-check all hardware for tightness. Use the caps provided to cover the zerk fittings at each end of the bar. Use the jack to remove the jack stands and you're finished with the install!

IMPORTANT: For maintenance, use the zerk fittings to grease the bushings at least once a year (15,000 miles) or when excessive noise occurs. Use a non-lithium based grease only! A lithium-based grease can wash out with water and should not be used!



SEE NEXT PAGE FOR PARTS LIST

59-64 Chevrolet B-Body Adj. Panhard Bar Kit, Parts List
P/N 1513

| | Hotchkis P/N | Item Description | Quantity Per Kit |
|---|--------------|---|------------------|
| 1 | 15610005 | Panhard Rod Right Hand Head, 59-70 Chevrolet B-body | 1 |
| 2 | 7070G | Panhard Rod Bushing, 59-64 Chevrolet B-body | 4 |
| 3 | 7/8-14 JAM | 7/8" Right Hand Jamb Nut | 1 |
| 4 | 15410005 | Panhard Rod Body, 59-64 Chevrolet B-body | 1 |
| 5 | 7/8-14 LTJAM | 7/8" Left Hand Jamb Nut | 1 |
| 6 | 15.10.42.39 | Bushing Sleeve, 59-64 Chevrolet B-body | 2 |
| 7 | 15510005 | Panhard Rod Left Hand Head, 59-70 Chevrolet B-body | 1 |

Hardware Included in Kit 1734 (one per kit 1513)

| | | | |
|----|--------------|--------------------------|---|
| 8 | 9/16X3.0HEX | 9/16" Hex Head Long Bolt | 1 |
| 9 | 9/16AN | 9/16" Flat Washer | 2 |
| 10 | 9/16-18NYLOC | 9/16" Nylock Nut | 2 |
| 11 | 9/16 SAEWSHR | 9/16" Flat Washer, Thick | 1 |
| 12 | 5/8 SAE | 5/8" Flat Washer | 1 |

Items Not Shown

| | | | |
|----|---------|-------------------------|---|
| 13 | 7201 | Short Zerk Fitting | 2 |
| 14 | GC-5B | Grease Zerk Caps, Black | 2 |
| 15 | 9.11108 | Grease Pack | 1 |
| 16 | n/a | Instruction Set | 1 |



CHECK OUT EVERYTHING ELSE HOTCHKIS PERFORMANCE MAKES FOR YOUR 59-64
B-BODY CHEVROLET!!



Tubular front and rear sport sway bar set!

- ✓ *Improves handling without adding extra pounds!*
- ✓ *Includes brackets to add a stock power steering unit and front end-link mounts for cars without a stock sway bar!*



Boxed lower trailing arms to help stiffen up the rear end!



Adjustable upper trailing arm eliminates pinion angle vibrations!

**Visit Hotchkis Performance on the web at www.hotchkis.net or
Call (562) 907-7757 to order!**



Hotchkis Performance LLC Return Policy & Limited Warranty

Effective September 1, 2007. This return policy and limited warranty supersedes all previous policy and warranty statements. Policies and warranties are subject to change without notice. Hotchkis Performance is not responsible for printing errors.

Return Policy

We want you to be completely satisfied with your Hotchkis Performance product. In case you're not, you can exchange or return it within 30 days of the purchase date. To obtain a full refund on unused products, excluding freight, please contact our Customer Service Department at (562) 907-7757. You will be assigned a Returned Goods Authorization Number (RGA). The package you return must show the RGA on the outside of the package, include the original invoice and be shipped prepaid to our facility. The product has to be unused and in its original packaging materials and be in sellable condition. For products presenting signs of use or damage, only warranty claims will be accepted. Exchanges or refunds made after 30 days will be subject to a 20% restocking charge. If you purchased your Hotchkis Performance product from an authorized dealer, you are still covered by this return policy. All returns however, should be made to your dealer, not to Hotchkis Performance directly.

Limited Warranty

Hotchkis Performance warrants its products against defects in materials and workmanship for the term of 36 months (3 years) from the date of purchase. This Warranty only applies to the original retail purchaser who retains ownership of the vehicle on which the product was originally installed. If the product is determined to be defective, Hotchkis Performance will repair, replace or refund the purchase price of the defective product at Hotchkis Performance's sole discretion, which shall fully satisfy and discharge any and all warranty claims. Any repaired or replaced product will be returned to the sender freight prepaid.

Exclusions from Warranty

Items offered but not manufactured by Hotchkis Performance are warranted according to the manufacturer's terms and are not covered by this limited warranty. Hotchkis Performance shall not be responsible for any labor, removal, installation, re-installation or maintenance costs. This warranty does not cover the cosmetic finish or plating of any product or any normal wear and tear to any product. In addition, this warranty does not apply to any products that have been:

- **Improperly installed or installed by someone other than a qualified, licensed auto mechanic experienced in the installation and removal of suspension products;**
- **Improperly serviced, misused, or modified, altered or subjected to abuse, negligence, accident or collision;**
- **Installed in any vehicle that has been modified;**
- **Installed on any vehicle that has carried loads in excess of automobile manufacturer suggested weight limits; or**
- **Installed on any vehicle that has been subject to abnormal or excessive use, including rallying, racing or racing-type activities or off-road use.**

Limitation of Warranty

This limited warranty is the entire and only warranty for the products and may not be modified or supplemented by any other person or company in any form. Any description of the products, by anyone, is for the sole purpose of identifying them and is not part of the basis of the bargain, and does not constitute a warranty that the products will conform to that description. The statements of any salesperson do not constitute part of this limited warranty and cannot be relied upon as a warranty.

THERE ARE NO WARRANTIES, EXPRESSED OR IMPLIED, INCLUDING ANY IMPLIED WARRANTIES OF MERCHANTABILITY OR FITNESS FOR A PARTICULAR PURPOSE, WHICH EXTEND BEYOND THE DESCRIPTION ON THE FACE HEREOF. ANY IMPLIED WARRANTIES ARE DISCLAIMED TO THE FULLEST EXTENT PERMITTED BY LAW. THIS WARRANTY DOES NOT COVER CONSEQUENTIAL DAMAGES, LOSS OF TIME OR REVENUES, INCONVENIENCE, LOSS OF USE OF THE VEHICLE, DAMAGE TO THE VEHICLE OR COMPONENTS OF THE VEHICLE, ANY OTHER TYPE OF CONSEQUENTIAL DAMAGES, OR OTHER INCIDENTAL OR INDIRECT DAMAGES. HOTCHKIS' MAXIMUM LIABILITY UNDER THIS WARRANTY SHALL IN NO EVENT EXCEED THE PURCHASE PRICE OF THE PRODUCT. Some states do not allow limitations on how long an implied warranty lasts or the exclusion or limitation of incidental or consequential damages and in such states the above limitations or exclusions may not apply. This limited warranty gives the purchaser specific legal rights and the purchaser may have other rights that may vary from state to state.

Technical Information

Hotchkis Performance makes every effort to ensure that you are provided with the most accurate and up-to-date technical information. However, all technical information is approximate and may vary upon application. Additional suspension components may be needed in some applications, depending upon the make, model, engine and chassis of the vehicle. Hotchkis Performance is not responsible for any consequences resulting from manufacturer's technical mid-year changes. Hotchkis Performance products should only be installed by a qualified, licensed auto mechanic experienced in the installation of such products.

Warranty Claim Procedure:

The answer to ALL the following questions should be YES before making a warranty claim:

- **Is the product appropriate to your application?**
- **Did you carefully and thoroughly read the instructions provided along with the product?**
- **Do you have the original invoice or sales receipt?**
- **Is the return date within 36 months from the purchase date?**
- **Are you the original purchaser?**
- **Was the product properly installed by a qualified, licensed auto mechanic?**
- **Has the product been installed on the original vehicle on which it was installed at all times?**
- **Is the product unmodified and clean?**
- **Is the reason for return a legitimate product defect?**

If the answer to all these questions is YES, please contact our Customer Service Department at (562) 907-7757. You will be given a Returned Goods Authorization Number (RGA) valid for 60 days. You will also be asked to ship the product prepaid to our facility. All shipments MUST be (i) prepaid, (ii) include the original invoice or sales receipt, (iii) show the RGA on the outside of the package and (iv) include your name, address, make and model of the vehicle, and a brief description of the claimed defect, including the circumstances under which the defect occurred. Warranty related inquiries should be sent to the following address:

**HOTCHKIS PERFORMANCE, LLC
C/O CUSTOMER SERVICE
12035 BURKE ST. SUITE 13
SANTA FE SPRINGS, CA 90670**

Hotchkis Performance will not accept product returns without the RGA number, receipt and the information described above. C.O.D. or collect shipments will be refused. Once the returns are received at Hotchkis Performance, we will evaluate the products, verify the sales receipt, and investigate the warranty claim.