

68-70 Ford Mustang 14416 Adjustable Strut Rods

*Thank you for your purchase from our new line of Mustang parts.
Please call us at 877 - 4NO - ROLL if you have any questions
regarding the service or installation of your Hotchkis Performance products.*

IMPORTANT: PLEASE READ THE ENTIRE INSTRUCTION MANUAL BEFORE
STARTING THIS INSTALLATION.

Suggested tools before Starting:
- Floor Ramps


Upper Control Arm Installation


1 *Gain Access to Undercarriage*

The easiest way to work on strut rods is to have the suspension at ride height. Use a 4-post/alignment lift or floor ramps to gain access to the front undercarriage. Chock the rear wheels to keep the car from rolling.



Unfasten the (2) nuts (underneath) securing the strut rod to the lower control arm.





4 *Remove "Ring" from Front Mount*

From factory, there is a metal ring that is formed around the inner edge of the front mount bracket hole. In many cases, this ring is deteriorated or has fallen out from

years of use. It is imperative to remove this ring if it's still installed to insure the shock absorbers are properly in the car.

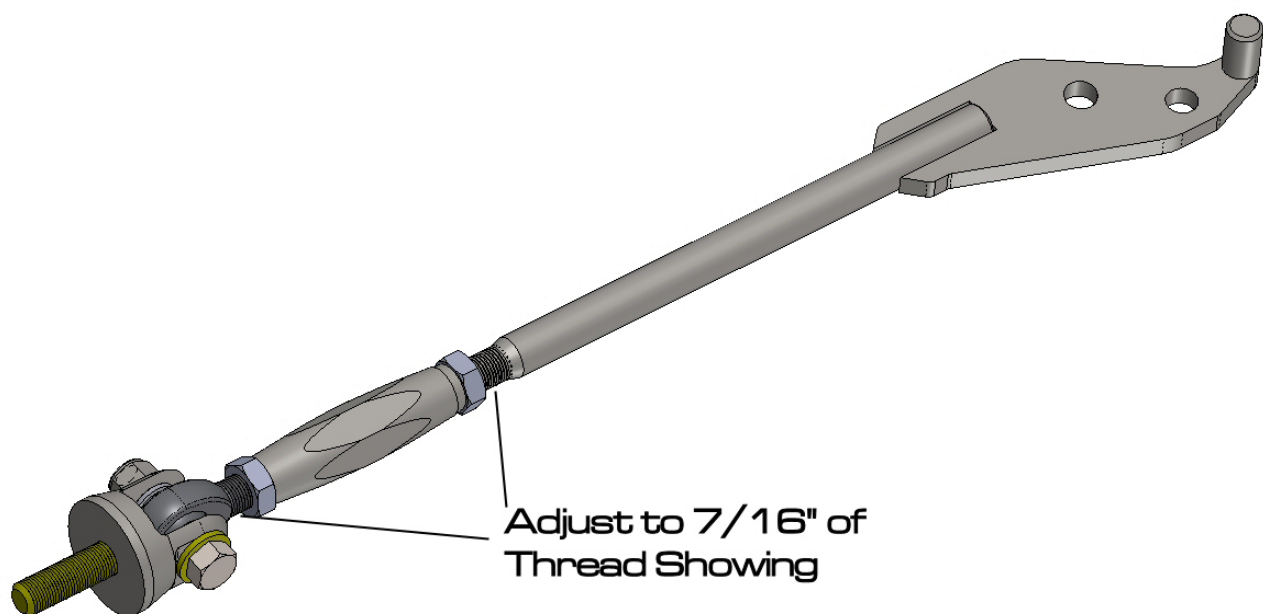
562-907-7757

Use a chisel and hammer to knock the edges inward. Eventually the ring will either crack or pop out. Clean the area on both sides of the hole to insure you have a flat surface.




5 *Prepare the Hotchkis Strut Rod*

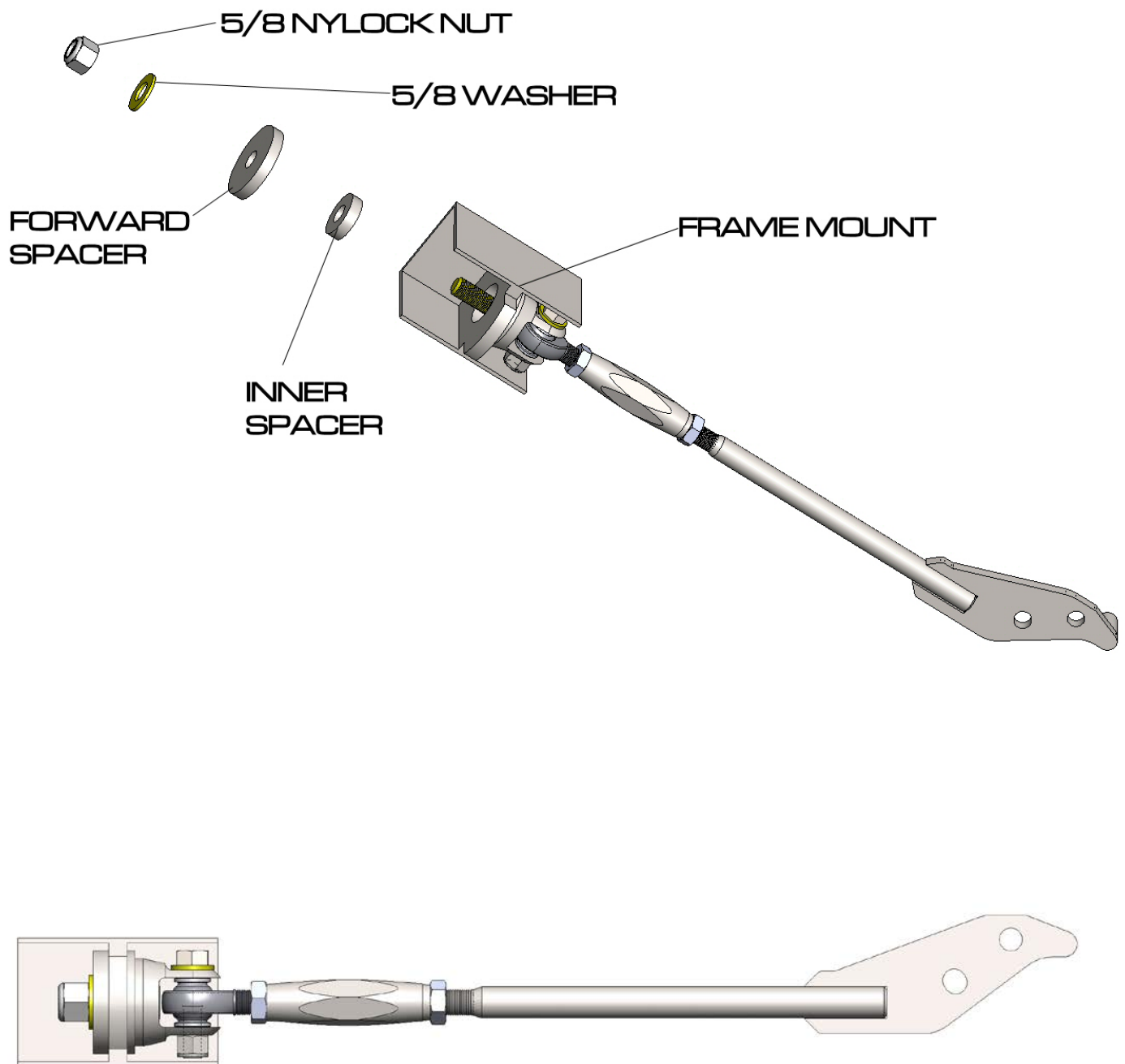
Assemble the Hotchkis strut rod as shown in the diagram below. Adjust the turnbuckle sleeve and/or other components so you have .438" or 7/16" of thread showing on both the heim joint and the strut rod threads. This will simulate stock length for now.



6 *Install the Front Mount*

The front mount consists of a forward spacer, inner spacer, and rearward spacer in conjunction with our unique machined clevis mount. Install the rearward spacer onto the clevis mount. The rearward spacer is the thinner(.188") of the two large diameter spacers. Next Install the strut assembly onto the car. Insert the inner spacer onto the front mount on the chassis. Place the forward spacer (.250") on the clevis stud and follow up with the washer & nylock nut. Tighten the nut, making sure the clevis is clocked correctly, being squared up with the chassis mount.





- 7 *Install Lower Control Arm Mount*
Tighten up the supplied nuts & bolts for the lower control arm mounting point and you are done.



562 - 907-7757

8833 SORENSEN AVE., SANTA FE SPRINGS, CA 90670

Perform Alignment
Perform a front end alignment. The Hotchkis strut rods can add up to 4° of positive caster (possibly more if equipped with spherical bearings in lower control arms). In any case, make sure the lower control arm bushings are in good condition.

Hotchkis Performance LLC Return Policy & Limited Warranty

Effective December 1, 2010 all Hotchkis products must be registered to qualify for warranty at www.hotchkis.net or via the mail-in warranty card, included with the product, within 30 days of the original purchase date.

IMPORTANT: This warranty supersedes all other warranties included with this product.

HOTCHKIS.NET

Return Policy

When you purchase a product from Hotchkis Performance product. For products, presenting signs of shipping damage please contact the freight carrier immediately. All our products are guaranteed to be free from manufacturer's defects. If your order arrives with a manufacture defect, please contact our Customer Service Department at (562) 907-7757. You will be assigned a Returned Goods Authorization Number (RGA). The package you return must show the RGA on the outside of the package, include the original invoice and be shipped prepaid to our facility. The product has to be unused and in its original packaging materials. Exchanges or refunds made after 30 days will be subject to a 20% restocking charge. If you purchased your Hotchkis Performance product from an authorized dealer, you are still covered by this return policy. All returns however, should be made to your dealer, not to Hotchkis Performance directly.

Limited Warranty

Hotchkis Performance offers a Limited Warranty against defects in materials and workmanship for the term of 36 months (3 years) from the date of purchase of this product. This Warranty only applies to the original retail purchaser who retains ownership of the vehicle on which the product was originally installed. If the product is determined to be defective, Hotchkis Performance will repair, replace or refund the purchase price of the defective product at Hotchkis Performance's sole discretion, which shall fully satisfy and discharge any and all warranty claims. Any repaired or replaced product will be returned to the sender excluding the cost of freight. Products must be registered to qualify for warranty at www.hotchkis.net or via the mail-in warranty card, included with the product, within 30 days of the original purchase date.

Exclusions from Warranty

Items offered but not manufactured by Hotchkis Performance are warranted according to the manufacturer's terms and are not covered by this limited warranty. Hotchkis Performance shall not be responsible for any labor, removal, installation, re-installation or maintenance costs. This warranty does not cover the cosmetic finish or plating of any product or any normal wear and tear to any product including, but not limited to bushings, brackets, end-links, hardware, steering components, shocks or springs. In addition, this warranty does not apply to any products that have been:

- ☐ Improperly installed or installed by someone other than a qualified, licensed auto mechanic experienced in the installation and removal of suspension products;
- ☐ Improperly serviced, misused, or modified, altered or subjected to abuse, negligence, accident or collision;
- ☐ Installed in any vehicle that has been modified;
- ☐ Installed on any vehicle that has carried loads in excess of automobile manufacturer suggested weight limits; or
- ☐ Installed on any vehicle that has been subject to abnormal or excessive use, including rallying, racing, or racing-type activities or off-road use.

Limitation of Warranty

This limited warranty is the entire and only warranty for the products and may not be modified or supplemented by any other person or company in any form. Any description of the products, by anyone, is for the sole purpose of identifying them and is not part of the basis of the bargain, and does not constitute a warranty that the products will conform to that description. The statements of any salesperson do not constitute part of this limited warranty and cannot be relied upon as a warranty.

THERE ARE NO WARRANTIES, EXPRESSED OR IMPLIED, INCLUDING ANY IMPLIED WARRANTIES OF MERCHANTABILITY OR FITNESS FOR A PARTICULAR PURPOSE, WHICH EXTEND BEYOND THE DESCRIPTION ON THE FACE HEREOF. ANY IMPLIED WARRANTIES ARE DISCLAIMED TO THE FULLEST EXTENT PERMITTED BY LAW. THIS WARRANTY DOES NOT

COVER CONSEQUENTIAL DAMAGES, LOSS OF TIME OR REVENUES, INCONVENIENCE, LOSS OF USE OF THE VEHICLE, DAMAGE TO THE VEHICLE OR COMPONENTS OF THE VEHICLE, ANY OTHER TYPE OF CONSEQUENTIAL DAMAGES, OR OTHER INCIDENTAL OR INDIRECT DAMAGES. HOTCHKIS' MAXIMUM LIABILITY UNDER THIS WARRANTY SHALL IN NO EVENT EXCEED THE PURCHASE PRICE OF THE PRODUCT. Some states do not allow limitations on how long an implied warranty lasts or the exclusion or limitation of incidental or consequential damages and in such states the above limitations or exclusions may not apply. This limited warranty gives the purchaser specific legal rights and the purchaser may have other rights that may vary from state to state.

Technical Information

Hotchkis Performance makes every effort to ensure that you are provided with the most accurate and up-to-date technical information. However, all technical information is approximate and may vary upon application. Additional suspension components may be needed in some applications, depending upon the make, model, engine and



chassis of the vehicle. Hotchkis Performance is not responsible for any consequences resulting from improper use of the vehicle. Hotchkis Performance products should only be installed by a qualified, licensed auto mechanic experienced in the installation of such products.

562-907-7757

Warranty Claim Procedure:

The answer to ALL the following questions should be YES before making a warranty claim:

- ☐ Did you register the product at www.hotchkis.net or via the mail-in warranty card within 30 days of purchase?
- ☐ Is the product appropriate to your application?
- ☐ Did you carefully and thoroughly read the instructions provided along with the product?
- ☐ Do you have the original invoice or sales receipt?
- ☐ Is the return date within 36 months from the purchase date?
- ☐ Are you the original purchaser?
- ☐ Was the product properly installed by a qualified, licensed auto mechanic?
- ☐ Has the product been installed on the original vehicle on which it was installed at all times?
- ☐ Is the product unmodified and clean?
- ☐ Is the reason for return a legitimate product defect?

If the answer to all these questions is YES, please contact our Customer Service Department at (562) 907-7757. You will be given a Returned Goods Authorization Number (RGA) valid for 60 days. You will also be asked to ship the product prepaid to our facility. All shipments MUST be (i) prepaid, (ii) include the original invoice or sales receipt, (iii) show the RGA on the outside of the package and (iv) include your name, address, make and model of the vehicle, and a brief description of the claimed defect, including the circumstances under which the defect occurred. If the warranty claim is deemed valid then Hotchkis will estimate shipping costs to return the repaired or replacement part and contact you for payment. Hotchkis's Limited warranty requires that any repaired or replaced product will be returned to the sender excluding the cost of freight. Warranty related inquiries should be sent to the following address:

HOTCHKIS PERFORMANCE, LLC
C/O CUSTOMER SERVICE
8633 Sorensen Avenue
SANTA FE SPRINGS, CA 90670

Hotchkis Performance will not accept product returns without the RGA number, receipt and the information described above. C.O.D. or collect shipments will be refused. Once the returns are received at Hotchkis Performance, we will evaluate the products, verify the sales receipt, and investigate the warranty claim. Any repaired or replaced product will be returned to the sender.

Effective December 1, 2010. This return policy and limited warranty supersedes all previous policy and warranty statements. Policies and warranties are subject to change without notice. Hotchkis Performance is not responsible for printing errors.